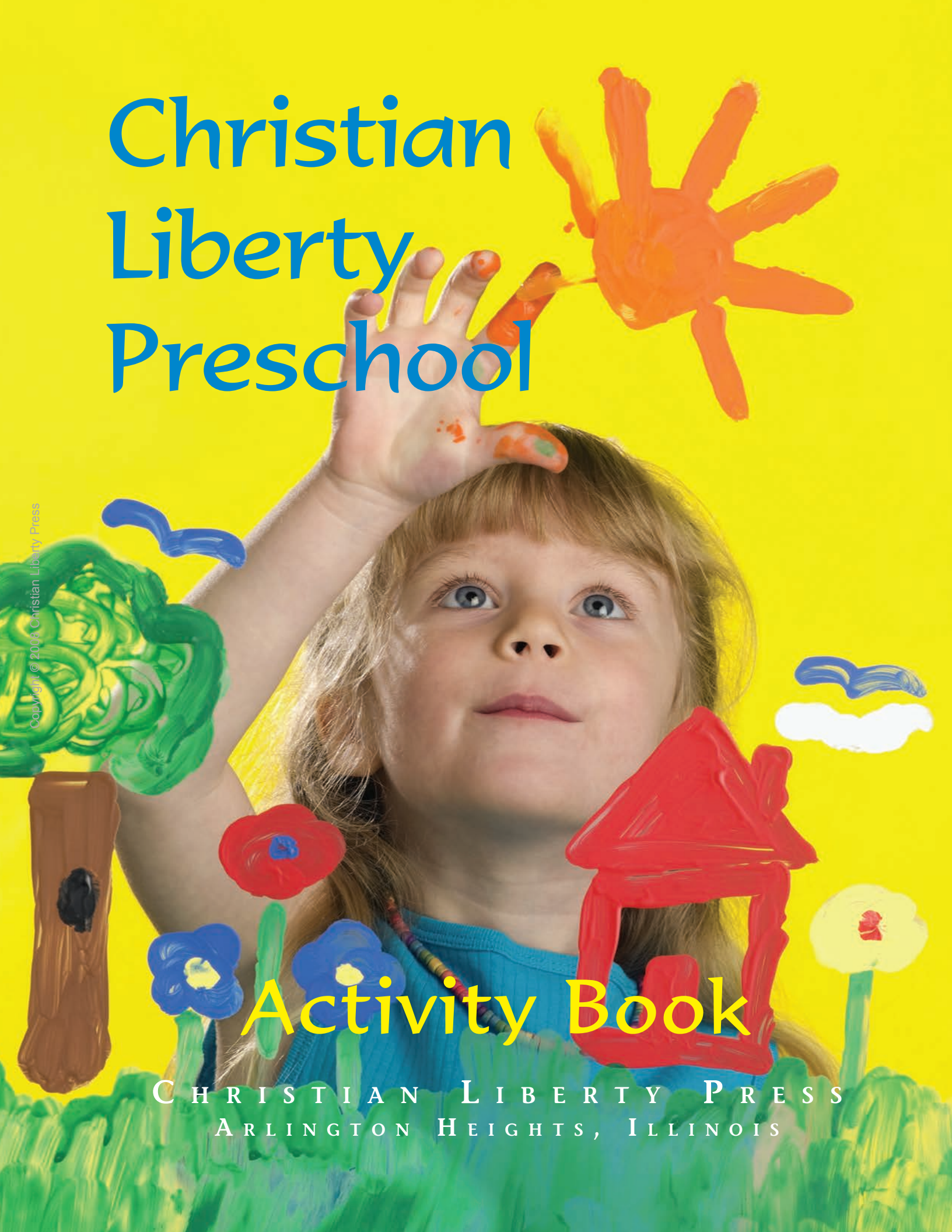


Christian Liberty Preschool

Activity Book

CHRISTIAN LIBERTY PRESS
ARLINGTON HEIGHTS, ILLINOIS



Copyright © 2008 by Christian Liberty Press
2017 Printing

All rights reserved. No part of this workbook may be reproduced or transmitted in any form or by any means, electronic or mechanical, without written permission from the publisher. Brief quotations embodied in critical articles or reviews are permitted.

A publication of
Christian Liberty Press
502 West Euclid Avenue
Arlington Heights, Illinois 60004

www.christianlibertypress.com

Authors:

Sherry L. Kurz
Florence M. Lindstrom
Barbara A. Beal

Contributing Editors:

Rebecca Baer
Dina Bentz
Mireya Clarke
Gretchen Fitchner
SunHee Im
Lena Pittman

Copy Editor:

Diane C. Olson

Layout & Design:

Edward J. Shewan

Cover Design:

Robert Fine

Cover image:

Copyright © DesignPics

Text images:

Line art © School Specialty Publishing, Columbus, Ohio 43240;
and clip art © T/Maker Company

ISBN 978-1-932971-76-7

Printed in the United States of America

—Contents—

	Introduction	v
Unit 1	Lines, Circles, Blue, Red, and Green.....	1
Unit 2	Lines, Circles, Triangles, Orange, Pink, and Yellow	11
Unit 3	Letter A, Zero, Lines, Circles, Brown, and Black.....	21
Unit 4	Letter B, One, Lines, Ovals, and Purple	31
Unit 5	Letter C, Two, Lines, Circles, Rectangles, and Black.....	41
Unit 6	Letter D, Three, Lines, Circles, Diamonds, and Size.....	51
Unit 7	Letter E, Four, Lines, Circles, Squares, and Colors.....	61
Unit 8	Letter F, Five, Shapes, Stars, Size, and Matching	71
Unit 9	Letter G, Six, Length, Colors, Gray, and Matching	81
Unit 10	Letter H, Seven, Hearts, Colors, Shapes, and Matching.....	91
Unit 11	Letter I, Eight, Open-Closed, In-Out, and Matching	101
Unit 12	Letter J, Nine, Over-Under, Matching, and Listening.....	111
Unit 13	Letter K, Ten, Front-Back, Matching, and Counting to 10.....	121
Unit 14	Letter L, Shapes, Counting to 10, Opposites, and Patterns	131
Unit 15	Letter M, Zero, Counting, Matching, Colors, and Less.....	141
Unit 16	Letter N, One, Counting, Rhyming, and Patterns	151
Unit 17	Letter O, Two, Counting, Beginning Sounds, and More	161
Unit 18	Letter P, Three, Counting, Capital Letters, and Patterns	171
Unit 19	Letter Q, Four, Counting, Fast-Slow, Shapes, and Capital Letters	181
Unit 20	Letter R, Five, Counting, Connecting Dots, and Rhyming	191

Unit 21	Letter S, Six, Counting, Octagon, and Sizes.....	201
Unit 22	Letter T, Seven, Counting, and Matching	211
Unit 23	Letter U, Eight, Counting, and Review.....	221
Unit 24	Letter V, Nine, Opposites, Counting, and Same Size.....	231
Unit 25	Letter W, Ten, Counting, Letter Partners, and Patterns.....	241
Unit 26	Letter X, Counting, and Matching.....	251
Unit 27	Letter Y, Counting, Connecting Dots, and Sequencing	261
Unit 28	Letter Z, Ordinal Numbers, Opposites, and Counting.....	271
Unit 29	Matching, Counting, Patterns, Rhyming, and Sequencing.....	281
Unit 30	Counting, Ordinal Numbers, Opposites, and Shapes.....	291
	Tests.....	301
	Certificate of Completion	303

Introduction

The importance of being able to read cannot be overstated. It gives our minds access to important knowledge—the greatest being God’s Holy Word. Surely it is such a blessing to gain understanding through listening and speaking. But how wonderful it is to know how to read and write as we share our thoughts and friendships.

Each loving and caring teacher knows the joy of seeing a student, after many diligent hours of study, suddenly realize that he understands how to read. It is as if a light turned on. The student knows he can do something that is most valuable to him. To this end, the *Christian Liberty Preschool* program seeks to open a new world of understanding to the student. This will lay a good foundation for our *Adventures in Phonics* program.

The lessons contained in this workbook have been successfully used in the Christian Liberty Academy day school for a number of years. Much of the material has been developed with the help of many ideas obtained from teachers and other resources.

The general plan of this workbook includes an introduction to the alphabet and counting numbers 0 through 10 in sequence—along with colors, shapes, size, matching, opposites, patterns, and other basic skills. Instructors are encouraged to be sensitive to the individual capabilities of each of their students, especially in the area of handwriting development.

The instructor should use each two pages for a day’s lesson; therefore, every ten pages—that is, a unit division—cover a week’s worth of activities. The use of the *Christian Liberty Preschool Drill Book* offers extra practice for the student in developing his or her handwriting skills. At the end of this thirty-week course, you may evaluate your student by using the tests on pages 301 and 302. There is also a certificate of completion on page 303 to reward the student who has successfully finished this course. There are also five readers that may be given to him during the last month of the course; each reader is based on one of the five vowels—a, e, i, o, and u.

The *Christian Liberty Preschool* program is only possible because of God’s gracious goodness in direction and strength. His faithfulness has granted perseverance and guidance. From the beginning to the end of our life of learning, line upon line and precept upon precept, may we always be conscious of the fact and thankful that it is God who has fearfully and wonderfully made us. May each of us show our love and gratitude to Him as we constantly seek to be lovingly obedient. He alone deserves the praise.


*Florence M. Lindstrom and
The Staff of Christian Liberty Press
Arlington Heights, Illinois
2008*

Name _____

Trace the lines.



This is Dan.
Can you match his toys?



Name _____

Follow the directions.

Directions:


Pick up a green crayon.

Color the fish.

Draw a circle around the duck.

Draw a line under the flower.


Put down your crayon.



fish



flower



duck



Name _____

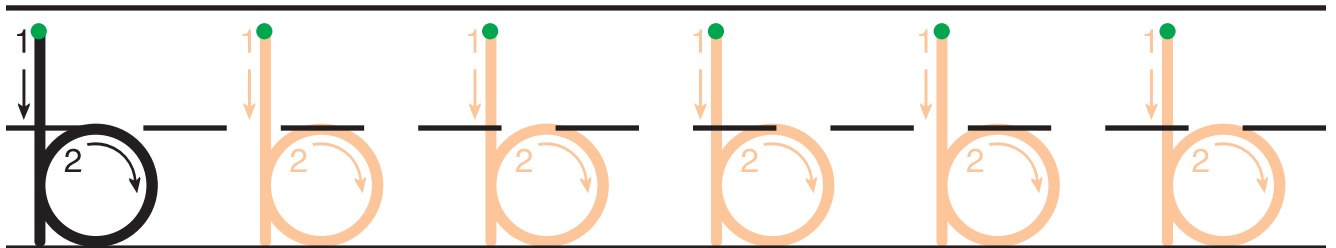
Color the bear picture.
Trace the letter b below.

Would you stop and stare
if you saw a box with a bear?

B b



bear in a box



Name _____

Follow the directions for smaller and bigger.

B b

Color the picture of the bigger bnny.



Color the picture of the smaller bat.



Color the picture of the bigger bear.



Name _____

Follow the directions in each box.

