

Hearts & Hands

Beginner's Drill in Letters, Numbers, Phonics, and Math

2nd
Edition

Florence
Lindstrom

If you are using this drill book in conjunction with Christian Liberty’s kindergarten-level *Adventures in Phonics* and *Liberty Mathematics* courses, then we recommend you follow the information contained in the [Introduction](#) and use the progression found in the book’s [table of contents](#).

If, however, you are using a different phonics and/or mathematics program, you may find that some of the concepts in your materials are presented in a different order than what are shown in this book. In these situations, you may find this book’s outline in your application’s table of contents/bookmarks to be more valuable in locating topics for additional drill.

The table of contents/bookmarks outline is presented in alphabetical order for easy searching. However, those concepts that appear multiple times throughout the drill book will appear as “First Page,” “Second Page,” etc. under their respective topic headings.

Hearts & Hands

Beginner's Drill in Letters, Numbers, Phonics and Math



Copyright © 2013 Christian Liberty Press

Christian Liberty Press

Arlington Heights, Illinois

Hearts & Hands First Edition, Written by Darrel A. Trulson
Copyright © 1991 Christian Liberty Press

Hearts & Hands Second Edition, Written by Florence M. Lindstrom
Copyright © 2013 Christian Liberty Press

All rights reserved. Copies of this product may be made by the purchaser for personal or immediate family use only. Reproduction or transmission of this product—in any form or by any means—for use outside of the immediate family is not allowed without prior permission from the publisher.

A publication of
Christian Liberty Press

502 West Euclid Avenue
Arlington Heights, Illinois 60004
www.christianlibertypress.com
www.shopchristianliberty.com

Written by Florence M. Lindstrom
Editing and layout by Edward J. Shewan
Copyediting by Diane C. Olson
Cover design by Bob Fine

ISBN: 978-1-932971-15-6 (print)
978-1-629820-00-2 (eBook PDF)

Printed in the United States of America

Contents

Introduction.....	vii
Short Vowel a – A and the Number 1.....	1
Short Vowel e – E and the Number 2.....	2
Short Vowel i – I and the Number 3.....	3
Review of a, e, i and the Number 4.....	4
Short Vowel o – O and the Number 5.....	5
Short Vowel u – U and Number 6.....	6
Review of Short Vowels a – A, e – E, i – I, o – O, and u – U and Number 7.....	7
The Consonant S and the Number 8.....	8
The Consonant T and the Numbers 1-8.....	9
The Consonant B and the Numbers 1-9.....	10
The Consonant H and the Numbers 1-9.....	11
The Consonant F and the Number 0.....	12
The Consonant M and the Numbers 1-10.....	13
The Consonant C and the Numbers 1-10.....	14
The Consonant K and the Numbers 1-10.....	15
The Consonant D and the Numbers 1-10.....	16
The Consonant J and the Numbers 1-10.....	17
The Consonant R and Pennies 1¢-10¢.....	18
The Consonant G and Addition 0 Math Facts.....	19
The Consonant L and Addition 1 Math Facts.....	20
The Consonant N and Addition 2 Math Facts.....	21
The Consonant W and Addition 2 Math Facts.....	22
The Consonant P and Addition 3 Math Facts.....	23
The Consonant V and Addition 4 Math Facts.....	24
The Consonant Qu and Addition 4 Math Facts.....	25
The Consonant Y and Addition 4 Math Facts.....	26
The Consonant X and the Numbers 1-10.....	27
The Consonant Z and Subtracting 0 and 1.....	28
Short Vowel Words and Subtraction 4 Math Facts.....	29-30
Short Vowel Words and Addition and Subtraction.....	31
Short Vowel Words and the Numbers 1-20.....	32
Short Vowel Words and the Numbers 1-40.....	33
Review of Short Vowel Words.....	34
Counting to 50 and Addition 5 Math Facts.....	35
Marking Short Vowel Words.....	36
Subtraction 5 Math Facts.....	37
Consonant Blends at the Beginning of Words.....	38
Subtraction 5 Math Facts.....	39
Consonant Blends at the Beginning of Words.....	40
Addition 6 Math Facts.....	41
Double Consonants and the ck Sound.....	42
Addition 6 Math Facts.....	43

Consonant Blends at the End of Words.....	44
Subtraction 6 Math Facts.....	45
Consonant Blends and Digraphs.....	46
Subtraction 6 Math Facts.....	47
Matching Exercise and Rhyming Words.....	48
Subtraction 6 Math Facts.....	49
Long Vowel a Words.....	50
Addition 7 Math Facts.....	51
Long Vowel a Words.....	52
Addition 7 Math Facts.....	53
Long Vowel e Words.....	54
Subtraction 7 Math Facts.....	55
Long Vowel e Words.....	56
Subtraction 7 Math Facts.....	57
Long Vowel i Words.....	58
Review of Addition and Subtraction Math Facts.....	59
Long Vowel o Words.....	60
Addition 8 Math Facts.....	61
Long Vowel u Words.....	62
Addition 8 Math Facts.....	63
Review of Long Vowels and Marking Long Vowels.....	64
Subtraction 8 Math Facts.....	65
Review of Long Vowels.....	66
Subtraction 8 Math Facts.....	67
Long Vowel i Words (followed by ld, nd, gh) and Long Vowel o words (followed by ld, st, th, ll, lt).....	68
Addition 9 Math Facts.....	69
Diphthongs ou and ow.....	70
Addition 9 Math Facts.....	71
Modified Vowel ǟr Sound.....	72
Subtraction 9 Math Facts.....	73
Modified Vowel ôr Sound.....	74
Subtraction 9 Math Facts.....	75
Long u Sound of ȭ.....	76
Subtraction 9 Math Facts.....	77
Short ȭ Sound (as in book, wolf, bush, would).....	78
Subtraction 9 Math Facts.....	79
Review of Long Vowel u Words.....	80
Addition 10 Math Facts.....	81
Diphthongs oi and oy, and Matching.....	82
Addition 10 Math Facts.....	83
Modified Vowels er, ir, ur.....	84
Addition 10 Math Facts.....	85

Modified Vowels er, ir, ur, ear (w)or.....86

Addition 10 Math Facts.....87

Vowel ô Sound (o, aw, au, al).....88

Subtraction 10 Math Facts.....89

Review of Modified Vowels ar, or, er, ir, ur, ear, (w)or; Diphthongs ou, ow, oo; Sounds ô, ô, ô.....90

Subtraction 10 Math Facts.....91

Review of Modified Vowels ar, or, er, ir, ur, ear, (w)or; Diphthongs ou, ow, oo; Sounds ô, ô, ô.....92

Subtraction 10 Math Facts.....93

Modified Vowels âr (are, arr, air, err, ear, ere).....94

Review of Addition and Subtraction Math Facts.....95

Modified Vowels âr (are, arr, air, err, ear, ere).....96

Review of Addition and Subtraction Math Facts.....97

Words with the Soft Sound of c.....98

Counting by 2s.....99

Words with the Soft Sound of g.....100

Counting by 2s.....101

Digraphs kn and wr.....102

Counting by 5s.....103

Words with the Suffix -ing.....104

Counting by 5s and 5¢.....105

Words with the Vowel y and the Short Vowel ě.....106

Counting by 10s and 10¢.....107

Words with the Suffix -er.....108

Counting with Pennies, Nickels, and Dimes.....109

Short u Sound of o and the Schwa Sound of a.....110

Place Value of Tens and Ones.....111

Compound Words, Digraphs with Silent Letters (kn, gn, wr), Suffixes (-ing, -er, -ed, -s).....112

Place Value of Tens and Ones.....113

Articles a and an; Words with the Sound ô (o, aw, au, al, augh, ough).....114

Place Value of Tens and Ones.....115

Plurals of Words Ending with y.....116

Telling Time (minutes and hours).....117

Plurals of Words Ending with y.....118

Ordinal Numbers (1st, 2nd, 3rd, 4th, etc.).....119

Review of the Soft Sounds of c and g; Dividing Compound Words.....120

Measuring Objects.....121

Review of Modified Vowels ar, or, er, ir, ur, ear, (w)or; Diphthongs ou, ow, oo; Sounds ô, ô, ô.....122

Fractions and the Review of Math Facts.....123

Story Problems.....124

Introduction

Hearts and Hands, Second Edition (copyright © 2013 by Christian Liberty Press) was created to reinforce the student's skills in letters, numbers, phonics, handwriting, and other skills. The drill sheets contained in this drill book have been successfully used in the Christian Liberty Academy day school for over forty-five years. In addition, this material has been field tested over a period of several decades with numerous home school families who have found the exercises to be very helpful. Much of the material has been developed with the help of many ideas obtained over the past forty years from teachers, textbooks, and other resources.

Hearts and Hands is designed to reinforce what students are learning in the *Adventures in Phonics* program and the *Liberty Mathematics* series at the kindergarten level. The general plan includes the review of drawing letters and numbers, phonetic principles in a logical sequence, and the learning of basic math facts up to 10, counting numbers (by 1s, 2s, 5s, and 10s) and coins, place value, ordinal numbers, measuring objects, fractions, and story problems. At the top of each page, there is a phrase as follows: “**Complete after page [varies] in Math and Phonics**” that directs the parent or teacher when each drill sheet should be completed; the page numbers correspond to pages in *Adventures in Phonics Level A* and *Liberty Mathematics Level K*. Students are directed to demonstrate their comprehension of lesson material by way of these written exercises.

Ideally, students should be encouraged to complete most of these exercises by themselves. However, some students may become unnecessarily frustrated with the quantity of written work that appears throughout the curriculum. Therefore, instructors should feel free to allow their students to complete some of their lesson orally. Instructors are encouraged to be sensitive to the individual capabilities of each of their students, especially in the area of handwriting development.

This drill book is only possible because of God's gracious goodness in direction and strength. His faithfulness has granted the perseverance and guidance. From the beginning to the end of our life of learning, line upon line and precept upon precept, may we always be conscious of the fact and thankful that it is God who has fearfully and wonderfully made us. May each of us show our love and gratitude to Him in constantly seeking to be lovingly obedient. He alone deserves all praise.

*The Staff of Christian Liberty Press
Arlington Heights, Illinois*

a


A

a


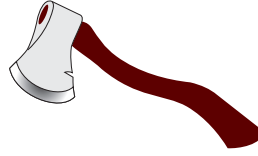

The sound each letter makes helps you to read. The first letters you will learn are called vowels. The first vowel to learn is **a** **A** as in apple. It may also look like this: **a**.



Carefully print the vowel **a**. Circle each vowel **a** **A** below as you say the short **a** sound. Print the vowel **a** to finish the words under the pictures, reading the words you have completed.



a **A** e **A** ant as o Ann **a**



b _ _ g

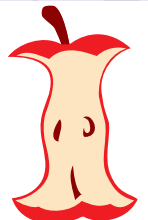
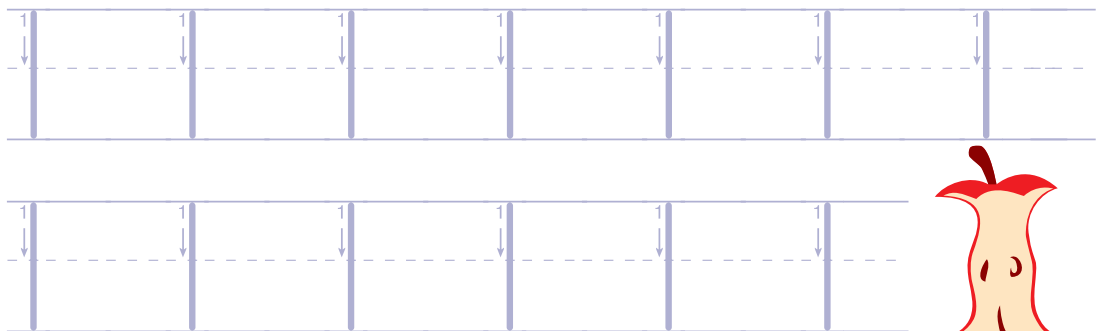

c _ _ p

_ _ x


f _ _ n

Point to each number as you say it. Print number 1 beginning at the top. Color the 1 apple. Oh! Oh! Who ate the one apple?

1 2 3 4 5 6 7 8 9 10

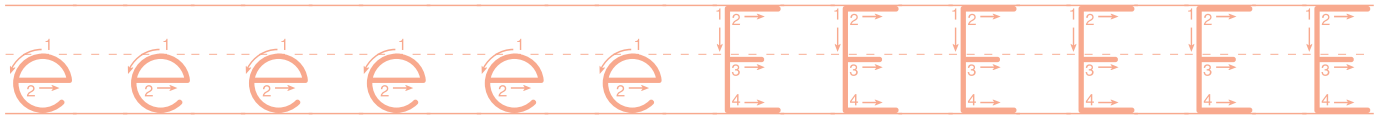


e
E




As you have been told, the **sound** each letter makes helps you to read.
The second vowel to learn is **e E** as in elephant.

Carefully print the vowel **e**. Circle each vowel **e E** as you say the short **e** sound. Print the vowel **e** to finish the words under the pictures, reading the words you have completed.



e E a Ed e o E a e E e

10



t _ _ n


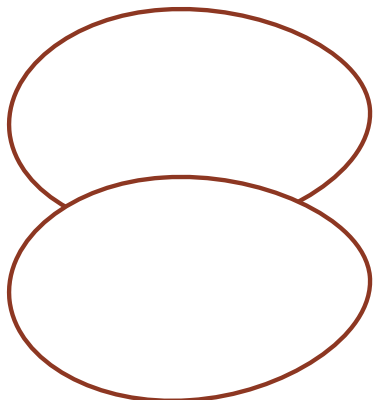
p _ _ n

n _ _ t

b _ _ ll

Point to each number as you say it with your student. Print number **2** beginning at the top.
Color the **2** eggs.

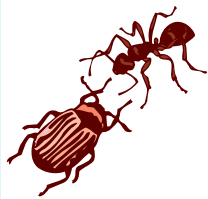
1 2 3 4 5 6 7 8 9 10



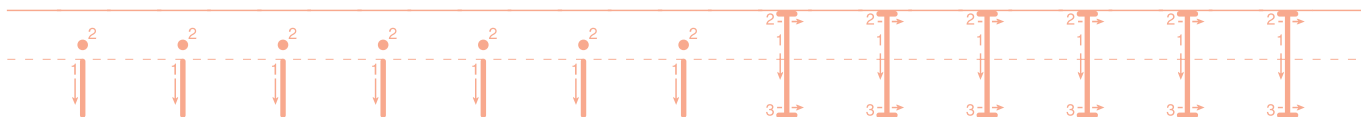
i

I



The **sound** each letter makes helps you to read.
The next vowel to learn is **i I** as in **i**nsects.



Circle each vowel **i I** that you see below as you say the short **i** sound. Print the vowel **i** to finish the words under the pictures, reading the words you have completed.



i I e i n o i j u i s I a i t



m _ l k




p _ g

p _ n

f _ s h

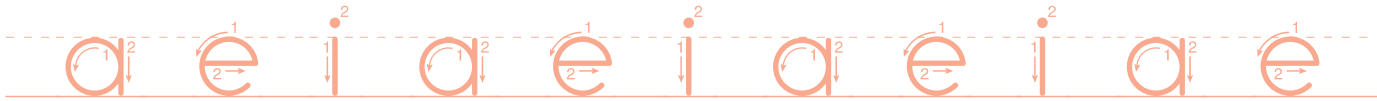
Point to each number as you say it with your student. Print number **3** beginning at the top.
Count the **3** insects.

1 2 3 4 5 6 7 8 9 10



Review the first three vowel sounds. a apple e elephant i insects

Practice printing these vowels as you say their sounds. Print the correct vowel to complete each word picture.



c _ n



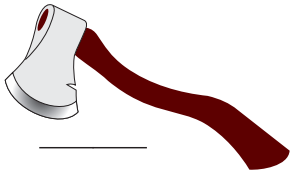
s _ x



b _ lt



f l _ g



_ _ x



l _ ps



c _ t

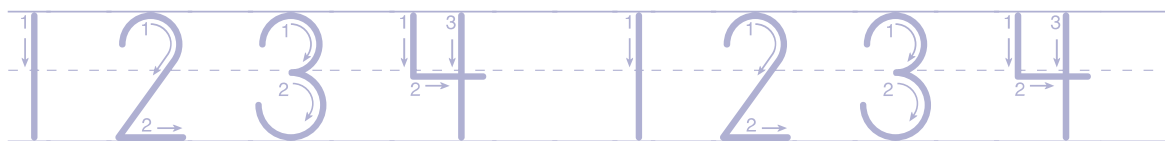
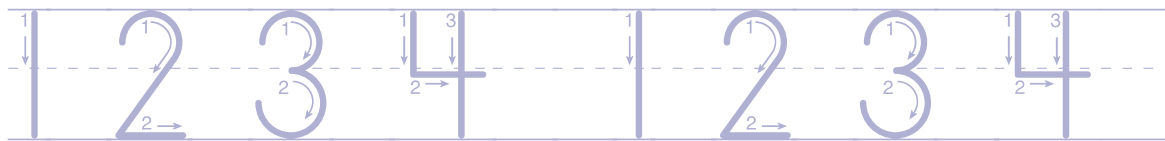



t _ n


Copyright © 2013 Christian Liberty Press

Point to each number as you say it. Print the numbers as you say them, following the arrows. Count the 4 cherries.

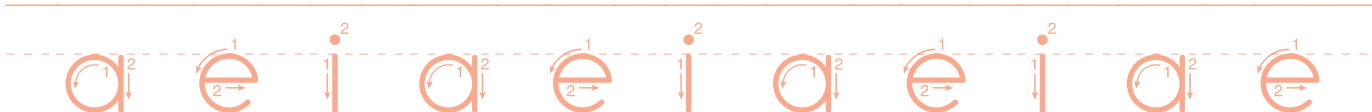
1 2 3 4 5 6 7 8 9 10



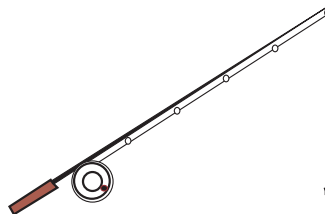

As you have learned, the sound of each letter helps you to read.
The next vowel sound to learn is **o** **O** as in ox.



Circle each vowel **o** **O** that you see below as you say the short **o** sound. Print the vowel **o** to finish the words under the pictures, reading the words you have completed.



o d d O e o o n a u o x



d _ _ t

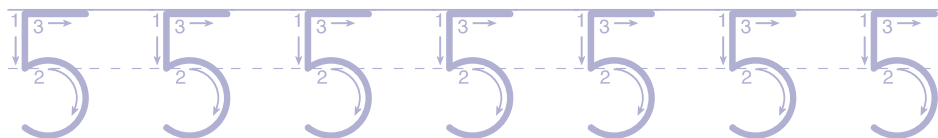
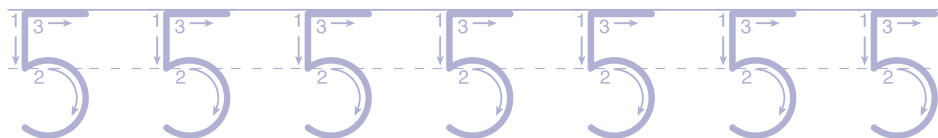

t _ _ p

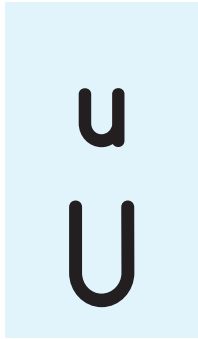
r _ _ d

f _ _ x

Point to each number as you say it. Print number 5 beginning at the top.
See the **5** dots.

1 2 3 4 5 6 7 8 9 10

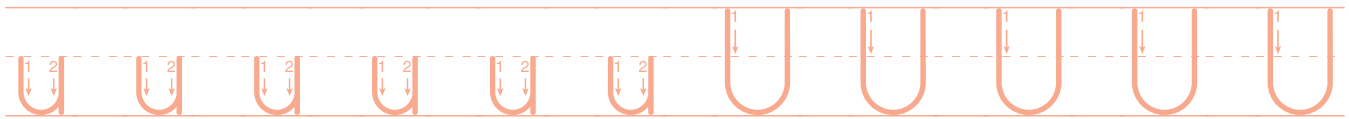







As you have learned, the **sound** of each letter helps you to read.
The next vowel sound to learn is **u U** as in umbrella.



Circle each vowel **u U** as you say the short **u** sound. Carefully print these vowels as you say their sounds. Print the vowel **u** to finish the words under the pictures, reading the words you have completed.



up Uncle u o U u i a u




r _ _ g c _ _ p b _ _ g _ _ p

Copyright © 2013 Christian Liberty Press

Point to each number as you say it with your student. Print number **6** beginning at the top.
Count the **6 cups** of hot chocolate.

1 2 3 4 5 6 7 8 9 10



Review these vowel sounds.

ă apple ě elephant ĩ insects ō ox ů umbrella

Carefully print these vowels as you say their sounds. Print the correct vowel to complete each word picture.


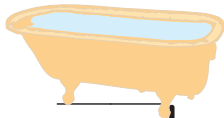


v _ _ n

h _ _ n

j _ _ t

b _ _ g



t _ _ b

sh _ _ p

s _ _ ck

b _ _ s

Copyright © 2013 Christian Liberty Press

Point to each number as you say it.

Print the number 7, following the arrows. Could these 7 apples fit in the basket?

1 2 3 4 5 6 7 8 9 10

