

-7 -6 -5 -4 -3 -2 -1 0
 $-6 + +6 = 0$

SAXON Math™

H O M E S C H O O L

7/6

60° 120°

B

D

Copyright © 2005 Saxon Publisher, Inc.

H a k e
S a x o n

CONTENTS

	Letter from Author Stephen Hake	xi
	Preface	xiii
	List of Materials	xxi
LESSON 1	Adding Whole Numbers and Money • Subtracting Whole Numbers and Money • Fact Families, Part 1	1
LESSON 2	Multiplying Whole Numbers and Money • Dividing Whole Numbers and Money • Fact Families, Part 2	6
LESSON 3	Missing Numbers in Addition • Missing Numbers in Subtraction	12
LESSON 4	Missing Numbers in Multiplication • Missing Numbers in Division	17
LESSON 5	Order of Operations, Part 1	22
LESSON 6	Fractional Parts	26
LESSON 7	Lines, Segments, and Rays • Linear Measure	30
LESSON 8	Perimeter	35
LESSON 9	The Number Line: Ordering and Comparing	39
LESSON 10	Sequences • Scales	43
INVESTIGATION 1	Frequency Tables • Histograms • Surveys	48
LESSON 11	Problems About Combining • Problems About Separating	52
LESSON 12	Place Value Through Trillions • Multistep Problems	58
LESSON 13	Problems About Comparing • Elapsed-Time Problems	63
LESSON 14	The Number Line: Negative Numbers	68
LESSON 15	Problems About Equal Groups	73
LESSON 16	Rounding Whole Numbers • Estimating	77
LESSON 17	The Number Line: Fractions and Mixed Numbers	82

LESSON 18	Average • Line Graphs	88
LESSON 19	Factors • Prime Numbers	94
LESSON 20	Greatest Common Factor (GCF)	100
INVESTIGATION 2	Investigating Fractions with Manipulatives	104
LESSON 21	Divisibility	108
LESSON 22	“Equal Groups” Stories with Fractions	113
LESSON 23	Ratio	119
LESSON 24	Adding and Subtracting Fractions That Have Common Denominators	123
LESSON 25	Writing Division Answers as Mixed Numbers • Multiples	128
LESSON 26	Using Manipulatives to Reduce Fractions • Adding and Subtracting Mixed Numbers	133
LESSON 27	Measures of a Circle	138
LESSON 28	Angles	142
LESSON 29	Multiplying Fractions • Reducing Fractions by Dividing by Common Factors	148
LESSON 30	Least Common Multiple (LCM) • Reciprocals	154
INVESTIGATION 3	Measuring and Drawing Angles with a Protractor	159
LESSON 31	Areas of Rectangles	163
LESSON 32	Expanded Notation • More on Elapsed Time	168
LESSON 33	Writing Percents as Fractions, Part 1	174
LESSON 34	Decimal Place Value	178
LESSON 35	Writing Decimal Numbers as Fractions, Part 1 • Reading and Writing Decimal Numbers	183
LESSON 36	Subtracting Fractions and Mixed Numbers from Whole Numbers	188
LESSON 37	Adding and Subtracting Decimal Numbers	193
LESSON 38	Adding and Subtracting Decimal Numbers and Whole Numbers • Squares and Square Roots	197
LESSON 39	Multiplying Decimal Numbers	203
LESSON 40	Using Zero as a Placeholder • Circle Graphs	208

INVESTIGATION	Data Collection and Surveys	213
4		
LESSON 41	Finding a Percent of a Number	216
LESSON 42	Renaming Fractions by Multiplying by 1	222
LESSON 43	Equivalent Division Problems • Missing-Number Problems with Fractions and Decimals	226
LESSON 44	Simplifying Decimal Numbers • Comparing Decimal Numbers	233
LESSON 45	Dividing a Decimal Number by a Whole Number	238
LESSON 46	Writing Decimal Numbers in Expanded Notation • Mentally Multiplying Decimal Numbers by 10 and by 100	242
LESSON 47	Circumference • Pi (π)	248
LESSON 48	Subtracting Mixed Numbers with Regrouping, Part 1	255
LESSON 49	Dividing by a Decimal Number	259
LESSON 50	Decimal Number Line (Tenths) • Dividing by a Fraction	264
INVESTIGATION	Displaying Data	269
5		
LESSON 51	Rounding Decimal Numbers	275
LESSON 52	Mentally Dividing Decimal Numbers by 10 and by 100	279
LESSON 53	Decimals Chart • Simplifying Fractions	283
LESSON 54	Reducing by Grouping Factors Equal to 1 • Dividing Fractions	287
LESSON 55	Common Denominators, Part 1	293
LESSON 56	Common Denominators, Part 2	298
LESSON 57	Adding and Subtracting Fractions: Three Steps	303
LESSON 58	Probability and Chance	307
LESSON 59	Adding Mixed Numbers	314
LESSON 60	Polygons	318
INVESTIGATION	Attributes of Geometric Solids	322
6		

LESSON 61	Adding Three or More Fractions	327
LESSON 62	Writing Mixed Numbers as Improper Fractions	331
LESSON 63	Subtracting Mixed Numbers with Regrouping, Part 2	337
LESSON 64	Classifying Quadrilaterals	341
LESSON 65	Prime Factorization • Division by Primes • Factor Trees	346
LESSON 66	Multiplying Mixed Numbers	352
LESSON 67	Using Prime Factorization to Reduce Fractions	356
LESSON 68	Dividing Mixed Numbers	360
LESSON 69	Lengths of Segments • Complementary and Supplementary Angles	364
LESSON 70	Reducing Fractions Before Multiplying	369
INVESTIGATION	The Coordinate Plane	374
7		
LESSON 71	Parallelograms	379
LESSON 72	Fractions Chart • Multiplying Three Fractions	387
LESSON 73	Exponents • Writing Decimal Numbers as Fractions, Part 2	392
LESSON 74	Writing Fractions as Decimal Numbers	397
LESSON 75	Writing Fractions and Decimals as Percents, Part 1	401
LESSON 76	Comparing Fractions by Converting to Decimal Form	406
LESSON 77	Finding Unstated Information in Fraction Problems	410
LESSON 78	Capacity	415
LESSON 79	Area of a Triangle	419
LESSON 80	Using Scale Factor to Solve Ratio Problems	424
INVESTIGATION	Geometric Construction of Bisectors	429
8		
LESSON 81	Arithmetic with Units of Measure	434
LESSON 82	Volume of a Rectangular Prism	440
LESSON 83	Proportions	445

LESSON 84	Order of Operations, Part 2	450
LESSON 85	Using Cross Products to Solve Proportions	454
LESSON 86	Area of a Circle	460
LESSON 87	Finding Missing Factors	465
LESSON 88	Using Proportions to Solve Ratio Problems	468
LESSON 89	Estimating Square Roots	473
LESSON 90	Measuring Turns	479
INVESTIGATION 9	Experimental Probability	484
LESSON 91	Geometric Formulas	489
LESSON 92	Expanded Notation with Exponents • Order of Operations with Exponents • Powers of Fractions	494
LESSON 93	Classifying Triangles	499
LESSON 94	Writing Fractions and Decimals as Percents, Part 2	503
LESSON 95	Reducing Units Before Multiplying	508
LESSON 96	Functions • Graphing Functions	512
LESSON 97	Transversals	518
LESSON 98	Sum of the Angle Measures of Triangles and Quadrilaterals	524
LESSON 99	Fraction-Decimal-Percent Equivalents	530
LESSON 100	Algebraic Addition of Integers	534
INVESTIGATION 10	Compound Experiments	541
LESSON 101	Ratio Problems Involving Totals	546
LESSON 102	Mass and Weight	551
LESSON 103	Perimeter of Complex Shapes	556
LESSON 104	Algebraic Addition Activity	561
LESSON 105	Using Proportions to Solve Percent Problems	567
LESSON 106	Two-Step Equations	572
LESSON 107	Area of Complex Shapes	576
LESSON 108	Transformations	580
LESSON 109	Corresponding Parts • Similar Triangles	585

LESSON 110	Symmetry	591
INVESTIGATION 11	Scale Drawings and Models	596
LESSON 111	Applications Using Division	601
LESSON 112	Multiplying and Dividing Integers	606
LESSON 113	Adding and Subtracting Mixed Measures • Multiplying by Powers of Ten	611
LESSON 114	Unit Multipliers	616
LESSON 115	Writing Percents as Fractions, Part 2	621
LESSON 116	Compound Interest	625
LESSON 117	Finding a Whole When a Fraction is Known	632
LESSON 118	Estimating Area	637
LESSON 119	Finding a Whole When a Percent is Known	642
LESSON 120	Volume of a Cylinder	647
INVESTIGATION 12	Platonic Solids	651
APPENDIX		
TOPIC A	Roman Numerals	657
	Supplemental Practice Problems for Selected Lessons	659
	Glossary	693
	Index	725

Adding Whole Numbers and Money • Subtracting Whole Numbers and Money • Fact Families, Part 1

WARM-UP[†]

Facts Practice: 64 Addition Facts (Test A)

Mental Math: Count by 10's from 10 to 100 and from 100 to 0.
Count by 100's from 100 to 1000 and from 1000 to 0.

a. $30 + 30$

b. $300 + 300$

c. $80 + 40$

d. $800 + 400$

e. $20 + 30 + 40$

f. $200 + 300 + 400$

Problem Solving:

Sam thought of a number between ten and twenty. Then he gave a clue: You say the number when you count by twos and when you count by threes, but not when you count by fours. Of what number was Sam thinking?

NEW CONCEPTS

Adding whole numbers and money

To combine two or more numbers, we add. The numbers that are added together are called **addends**. The answer is called the **sum**. Changing the order of the addends does not change the sum. For example,

$$3 + 5 = 5 + 3$$

This property of addition is called the **commutative property**. When adding numbers, we add digits that have the same place value.

Example 1 Add: $345 + 67$

Solution

When we add whole numbers on paper, we write the numbers so that the place values are aligned. Then we add the digits by column.

$$\begin{array}{r} 11 \\ 345 \\ + 67 \\ \hline 412 \end{array} \quad \begin{array}{l} \text{addend} \\ \text{addend} \\ \text{sum} \end{array}$$

Changing the order of the addends does not change the sum. One way to check an addition answer is to change the order of the addends and add again.

$$\begin{array}{r} 11 \\ 67 \\ + 345 \\ \hline 412 \end{array} \quad \text{check}$$

[†]For instructions on how to use the Warm-up, please consult the preface.

Example 2 Add: $\$1.25 + \$12.50 + \$5$

Solution When we add money, we write the numbers so that the decimal points are aligned. We write $\$5$ as $\$5.00$ and add the digits in each column.

$$\begin{array}{r} \$1.25 \\ \$12.50 \\ + \$5.00 \\ \hline \$18.75 \end{array}$$

If one of two addends is zero, the sum of the addends is identical to the nonzero addend. This property of addition is called the **identity property of addition**.

$$5 + 0 = 5$$

Subtracting whole numbers and money

We subtract one number from another number to find the **difference** between the two numbers. In a subtraction problem, the **subtrahend** is taken from the **minuend**.

$$5 - 3 = 2$$

In the problem above, 5 is the minuend and 3 is the subtrahend. The difference between 5 and 3 is 2.

The commutative property does not apply to subtraction; for example, $2 - 4$ does not equal $4 - 2$.

Example 3 Subtract: $345 - 67$

Solution When we subtract whole numbers, we align the digits by place value. We subtract the bottom number from the top number and regroup when necessary.

$$\begin{array}{r} \overset{2}{\cancel{3}}\overset{13}{4}\overset{1}{5} \\ - \quad 67 \\ \hline 278 \end{array}$$

difference $\left. \vphantom{\begin{array}{r} \overset{2}{\cancel{3}}\overset{13}{4}\overset{1}{5} \\ - \quad 67 \\ \hline 278 \end{array}} \right\}$

Example 4 Jim spent $\$1.25$ for a hamburger. He paid for it with a five-dollar bill. Find how much change he should get back by subtracting $\$1.25$ from $\$5$.

Solution Order matters when we subtract. The starting amount is put on top. We write $\$5$ as $\$5.00$. We line up the decimal points to align the place values. Then we subtract. Jim should get back **$\$3.75$** .

$$\begin{array}{r} \overset{4}{\cancel{5}}\overset{9}{0}\overset{1}{0} \\ - \$1.25 \\ \hline \$3.75 \end{array}$$

We can check the answer to a subtraction problem by adding. If we add the answer (difference) to the amount subtracted, the total should equal the starting amount. We do not need to

LESSON PRACTICE

Practice set Follow the four-step method to solve each problem. Along with each answer, include the equation you use to solve the problem.

- The population of Castor is 26,290. The population of Weston is 18,962. How many more people live in Castor than live in Weston?
- How many years were there from 1066 to 1215?

MIXED PRACTICE

Problem set 1. When the sum of 8 and 5 is subtracted from the product ⁽¹²⁾ of 8 and 5, what is the difference?

2. The Moon is about two hundred fifty thousand miles ⁽¹²⁾ from the Earth. Use digits to write that distance.

3. Use words to write 521,000,000,000. ⁽¹²⁾

4. Use digits to write five million, two hundred thousand. ⁽¹²⁾

5. Robin Hood roamed Sherwood Forest with sevenscore ⁽²⁾ merry men. A score is twenty, so sevenscore is seven twenties. Find how many merry men roamed with Robin.

6. The beanstalk was 1000 meters tall. The giant had climbed ⁽¹¹⁾ down 487 meters before Jack could chop down the beanstalk. How far did the giant fall? (Write an equation and solve the problem.)

7. At Big River Summer Camp there are 503 girls and ⁽¹³⁾ 478 boys. How many more girls than boys attend Big River Summer Camp? (Write an equation and solve the problem.)

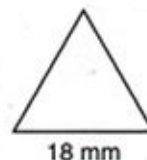
8. $99 + 100 + 101$ ⁽¹⁾

9. $9 \times 10 \times 11$ ⁽⁵⁾

10. Which digit is in the thousands place in 54,321? ⁽¹²⁾

11. What is the place value of the 1 in 1,234,567,890? ⁽¹²⁾

12. The three sides of an equilateral ⁽⁸⁾ triangle are equal in length. What is the perimeter of the equilateral triangle shown?



LESSON

27

Measures of a Circle

WARM-UP

Facts Practice: 100 Multiplication Facts (Test E)

Mental Math: Count up and down by 3's between 3 and 60.
Count up and down by 6's between 6 and 60.

- a. 7×52 b. 6×33 c. $63 + 19$
d. $256 + 50$ e. $\$10.00 - \7.25 f. $\frac{1}{2}$ of 86
g. $8 \times 8, - 1, \div 7, \times 2, + 2, \div 2$

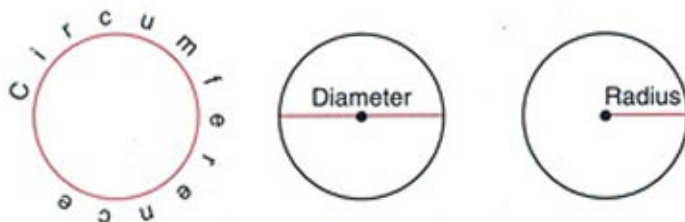
Problem Solving:

The digits 1 through 9 are used in this subtraction problem. Copy the problem and fill in the missing digits.

$$\begin{array}{r} \text{---} \\ - 452 \\ \text{---} \\ 3 \text{---} \end{array}$$

NEW CONCEPT


There are several ways to measure a circle. We can measure the distance around the circle, the distance across the circle, and the distance from the center of the circle to the circle itself. The pictures below identify these measures.



The **circumference** is the distance **around** the circle. This distance is the same as the perimeter of a circle. The **diameter** is the distance **across** a circle through its center. The **radius** is the distance from the center to the circle. The plural of *radius* is **radii**. For any circle, the diameter is twice the length of the radius.

Activity: Using a Compass

A **compass** is a tool for drawing a circle. Here we show two types:



To use a compass, we select a radius and a center point for a circle. Then we rotate the compass about the center point to draw the circle. In this activity you will use a compass and paper to draw circles with given radii.

Materials needed:

- compass and pencil
- plain paper

Draw a circle with each given radius:

- a. 2 in.
- b. 3 cm
- c. $1\frac{3}{4}$ in.

Concentric circles are circles with the same center. A bull's-eye target is an example of concentric circles.

- d. Draw three concentric circles with radii of 4 cm, 5 cm, and 6 cm.

Example 1 What is the name for the perimeter of a circle?

Solution The distance around a circle is its **circumference**.


Example 2 If the radius of a circle is 4 cm, what is its diameter?

Solution The diameter of a circle is twice its radius—in this case, **8 cm**.

4. Compare. First convert each fraction to decimal form.
(76)

$$\frac{2}{5} \bigcirc \frac{1}{4}$$

5. (a) What fraction of this circle is shaded?
(74, 75)



- (b) Convert the answer from part (a) to a decimal number.

- (c) What percent of this circle is shaded?

6. Convert $2\frac{1}{2}$ to a decimal number.
(74)

7. Write 3.45 as a reduced mixed number.
(73)

8. (a) Write 0.04 as a reduced fraction.
(73, 75)

- (b) Write 0.04 as a percent.

9. Instead of dividing 200 by 18, Sam found half of each number and then divided. Show Sam's division problem and write the quotient as a mixed number.
(43)

10. $6\frac{1}{3} + 3\frac{1}{4} + 2\frac{1}{2}$
(61)

11. $\frac{4}{5} = \frac{?}{100}$
(42)

12. $\left(2\frac{1}{2}\right)\left(3\frac{1}{3}\right)\left(1\frac{1}{5}\right)$
(72)

13. $5 \div 2\frac{1}{2}$
(68)

Find each missing number:

14. $6.7 + 0.48 + n = 8$
(43)

15. $12 - d = 4.75$
(43)

16. 0.35×0.45
(39)

17. $4.3 \div 10^2$
(38, 52)

18. Find the median of these numbers:
(Inv. 5)

0.3, 0.25, 0.313, 0.2, 0.27

19. Estimate the sum of 3926 and 5184 to the nearest thousand.
(16)

20. List all the prime numbers between 40 and 50.
(19)

21. Twelve of the 25 animals were herbivores. What percent of the animals were herbivores?
(75)

Lesson 66 Multiply:

1. $3 \times 1\frac{1}{4}$

2. $1\frac{1}{2} \times 3$

3. $1\frac{1}{2} \times 1\frac{1}{4}$

4. $1\frac{2}{3} \times 2\frac{1}{2}$

5. $3\frac{1}{2} \times 5$

6. $1\frac{3}{4} \times 1\frac{1}{2}$

7. $3\frac{1}{3} \times 1\frac{2}{3}$

8. $7\frac{1}{2} \times 2$

9. $\frac{4}{5} \times 1\frac{1}{5}$

10. $\frac{5}{6} \times 1\frac{1}{5}$

11. $1\frac{1}{2} \times 1\frac{1}{3}$

12. $1\frac{1}{2} \times 1\frac{2}{3}$

13. $1\frac{1}{4} \times 2\frac{2}{5}$

14. $3\frac{2}{3} \times 3$

15. $4 \times 3\frac{1}{2}$

16. $\frac{5}{6} \times 3\frac{3}{5}$

17. $3\frac{1}{3} \times 2\frac{1}{10}$

18. $5\frac{1}{3} \times 1\frac{1}{8}$

19. $2\frac{1}{2} \times 1\frac{1}{3}$

20. $\frac{7}{8} \times 2\frac{2}{3}$

21. $1\frac{2}{5} \times 2\frac{1}{2}$

Lesson 68 Divide:

1. $1\frac{1}{2} \div 3$

2. $3 \div 1\frac{1}{2}$

3. $1\frac{2}{3} \div 2$

4. $2 \div 1\frac{2}{3}$

5. $\frac{3}{4} \div 1\frac{1}{2}$

6. $1\frac{1}{2} \div \frac{3}{4}$

7. $1\frac{2}{3} \div 1\frac{1}{2}$

8. $1\frac{1}{2} \div 1\frac{2}{3}$

9. $\frac{3}{8} \div 2$

10. $2 \div \frac{3}{8}$

11. $1\frac{3}{5} \div 2\frac{1}{3}$

12. $2\frac{1}{3} \div 1\frac{3}{5}$

13. $4\frac{1}{2} \div 2\frac{1}{4}$

14. $2\frac{1}{4} \div 4\frac{1}{2}$

15. $5 \div 1\frac{1}{4}$

16. $1\frac{1}{4} \div 5$

17. $2\frac{2}{3} \div 2$

18. $2 \div 2\frac{2}{3}$

19. $2\frac{1}{2} \div 1\frac{3}{4}$

20. $1\frac{3}{4} \div 2\frac{1}{2}$

21. $\frac{3}{4} \div 2\frac{1}{4}$