

# Christian Liberty Preschool



*Drill Book*

Copyright © 2009 Christian Liberty Press  
*December 2018 edition*

All rights reserved. Copies of this drill book may be made by the purchaser for classroom, personal or immediate family use only. Reproduction or transmission of this product—in any form or by any means—for use outside of the immediate family is not allowed without prior permission from the publisher. Brief quotations embodied in critical articles or reviews are permitted.



**CHRISTIAN LIBERTY PRESS**  
502 West Euclid Avenue  
Arlington Heights, Illinois 60004-5402  
[www.christianlibertypress.com](http://www.christianlibertypress.com)

**Author:** Sherry L. Kurz  
**Layout and editing:** Edward J. Shewan  
**Copyediting:** Diane C. Olson  
**Cover design:** Bob Fine  
**Cover image:** Ron Nickel; copyright © 2008 DesignPics  
**Graphics:** School Specialty Publishing;  
*ClickArt Incredible Image Pak 65,000*, copyright © 1996 T/Maker Company

Line art graphics copyright © 1989 and 1990, School Specialty Publishing, Columbus, OH 43240.  
Used by permission.

**ISBN:** 978-1-932971-77-4 (print)  
978-1-629820-91-0 (eBook PDF)

Printed in the United States of America

# —Contents—

Introduction .....	v
--------------------	---

## **Section 1      Handwriting..... 1**

Straight Lines, left to right .....	1
Straight Lines, top to bottom.....	5
Circles .....	7
Wavy Lines, left to right .....	9
Zig-zag Lines, left to right.....	11
Slanted Lines, top to bottom .....	13
Circles .....	15
Crossing out.....	16

## **Section 2      Alphabet ..... 17**

Letter Aa.....	17
Letter Bb .....	18
Letter Cc.....	19
Letter Dd .....	20
Letter Ee .....	21
Letter Ff.....	22
Letter Gg.....	23
Letter Hh.....	24
Letter Ii.....	25
Letter Jj.....	26
Letter Kk.....	27
Letter Ll .....	28
Letter Mm .....	29
Letter Nn.....	30
Letter Oo.....	31
Letter Pp.....	32
Letter Qq.....	33

---

Letter Rr .....	34
Letter Ss .....	35
Letter Tt .....	36
Letter Uu .....	37
Letter Vv .....	38
Letter Ww .....	39
Letter Xx .....	40
Letter Yy .....	41
Letter Zz .....	42

### **Section 3      Numbers ..... 43**

Numbers 0-1 .....	43
Numbers 2-3 .....	44
Numbers 4-5 .....	45
Numbers 6-7 .....	46
Numbers 8-9 .....	47
Number 10 .....	48
Numbers 11-13 .....	49
Numbers 14-16 .....	50
Numbers 17-19 .....	51
Number 20 .....	52

### **Section 4      Shapes and Colors ..... 53**

Squares and Circles, Blue and Brown .....	53
Triangles and Rectangles, Green and Black .....	54
Ovals and Stars, Orange and Yellow .....	55
Diamonds and Octagons, Purple and Red .....	56

### **Certificates of Completion ..... 57**

---

# Introduction

**T**he *Christian Liberty Preschool Drill Book* reinforces basic handwriting skills, printing the twenty-six letters of the alphabet, writing counting numbers 0 through 10 in sequence (including drill sheets on printing the numbers 11 to 20), and drawing with shapes and colors. These drill sheets are designed to be used with what is being taught in the *Christian Liberty Preschool Activity Book*. Instructors are encouraged to be sensitive to the individual capabilities of each of their students, especially in the area of handwriting development. Therefore, you have permission to copy any of the drill sheets in this drill book to give your students the extra practice they may need.

The drill sheets should be utilized in correspondence with the lessons in the *Christian Liberty Preschool Activity Book*. For example, when teaching your students how to draw circles (i.e., pages 5, 9, 11, and 19 in the *Activity Book*), use the drill sheets on pages 7 and 8 for practice. Also, when teaching your students how to cross out a picture (i.e., pages 13 and 19 in the *Activity Book*), use the drill sheet on page 16 for practice. In addition, there are certificates of completion on [page 57](#) to reward students who have successfully finished this drill book.

The drill sheets contained in the *Christian Liberty Preschool Drill Book* have been successfully used in the Christian Liberty Academy day school for a number of years. Much of the material has been developed with the help of many ideas obtained from teachers and other resources. We hope this time-tested material will enhance your efforts as a teacher.

The *Christian Liberty Preschool* program is only possible because of God's gracious goodness in direction and strength. His faithfulness has granted perseverance and guidance. May each of us show our love and gratitude to God as we constantly seek to be lovingly obedient. He alone deserves the praise.

*The Staff of Christian Liberty Press  
Arlington Heights, Illinois  
2009*



Name \_\_\_\_\_

Follow the directions.

Directions:

Get each mouse into her house!

mouse

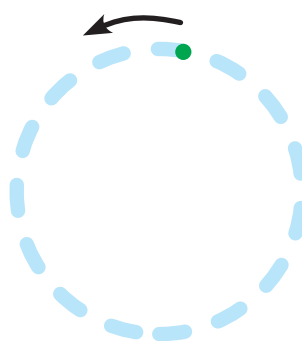
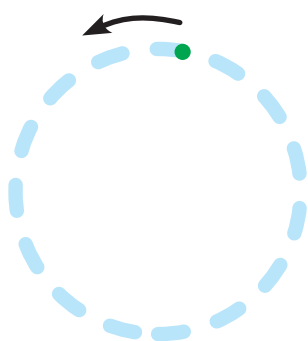
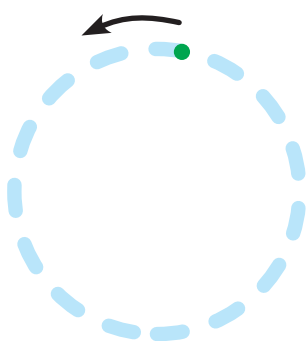
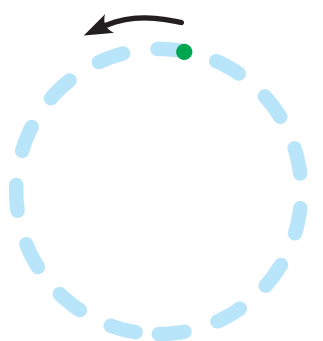
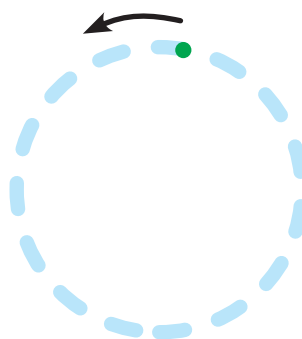
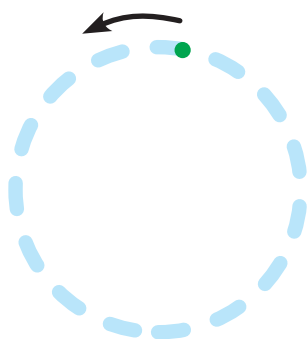
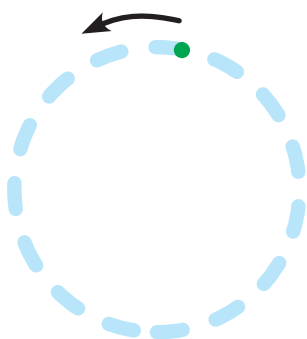
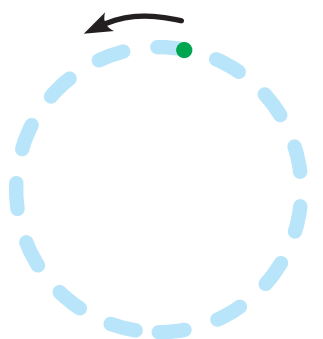
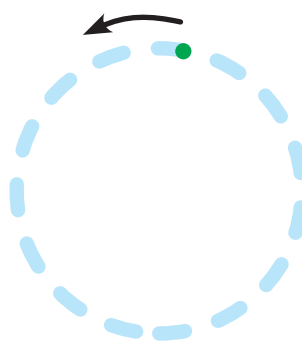
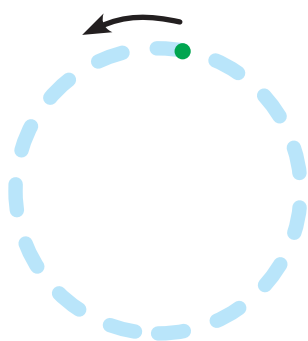
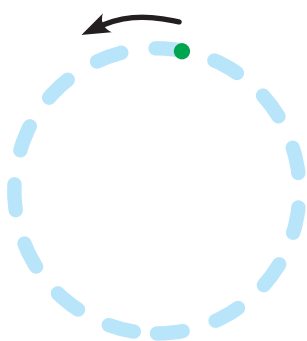
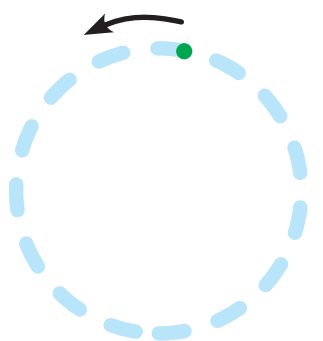

house



Name \_\_\_\_\_

Follow the directions.

Directions:  
Trace the bubbles!



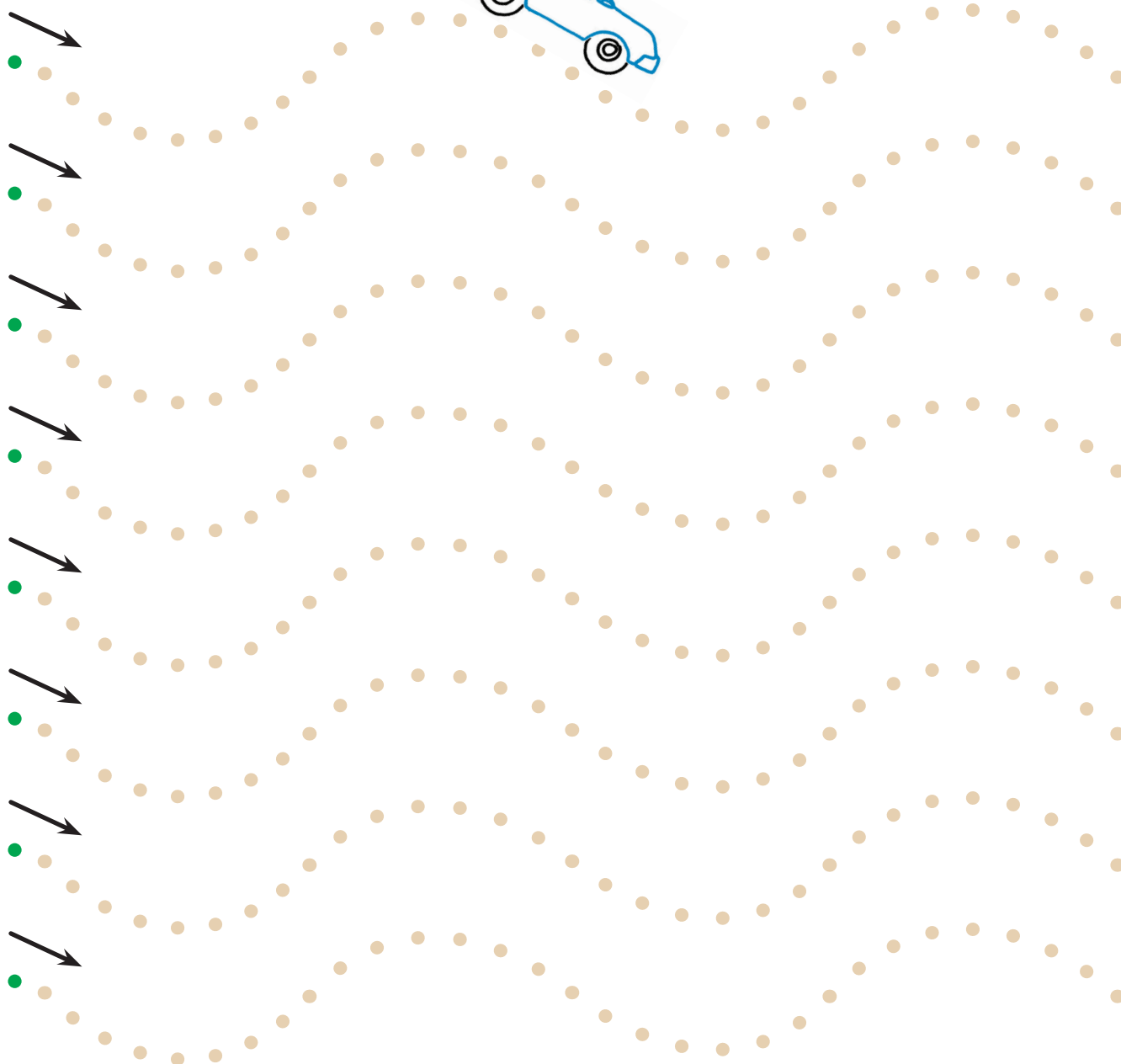

Name \_\_\_\_\_

Follow the directions.

Directions:

Trace the wavy lines!

## Bumpy Ride!



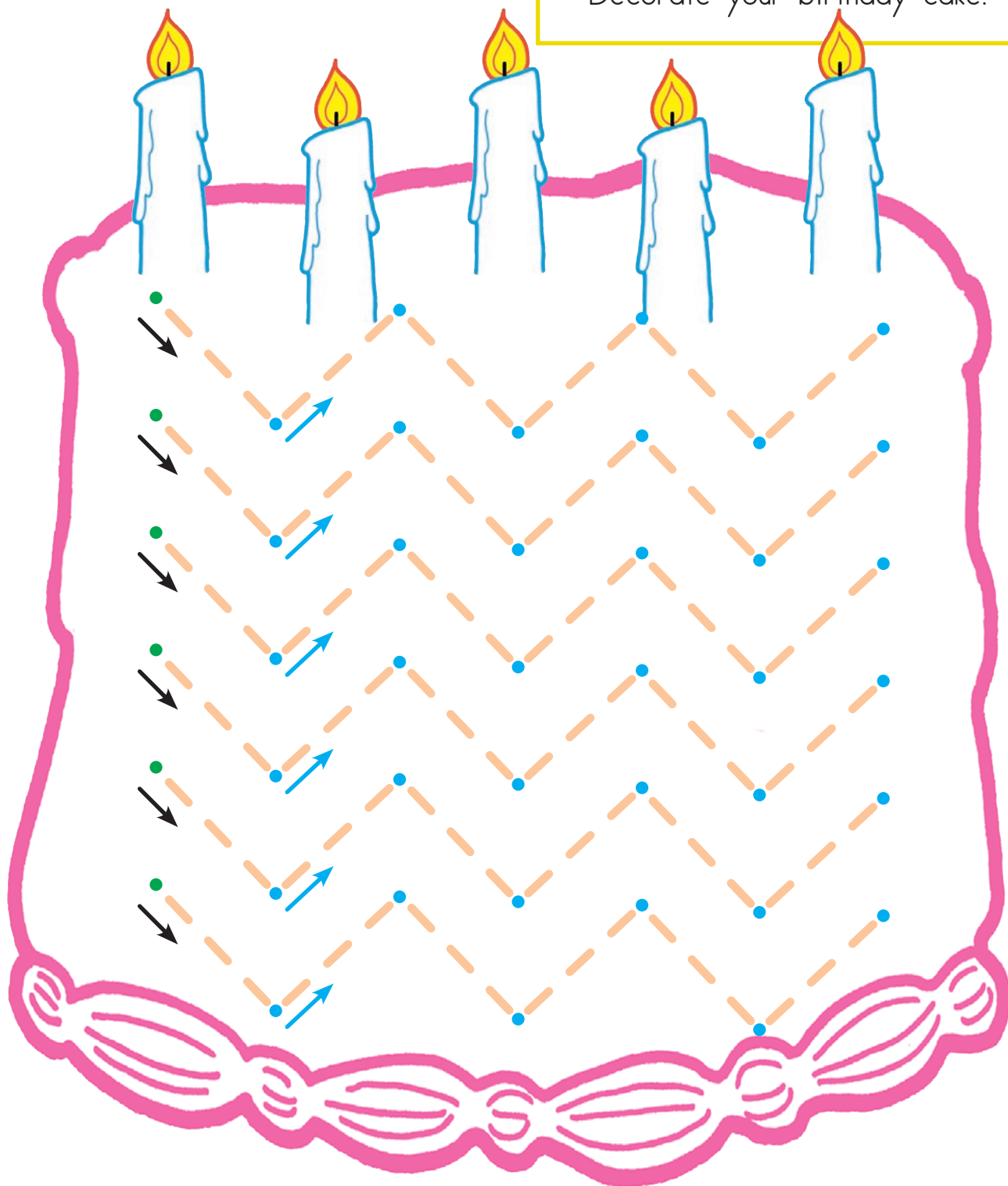


Name \_\_\_\_\_

Trace the zig-zag lines.

Directions:

Decorate your birthday cake!



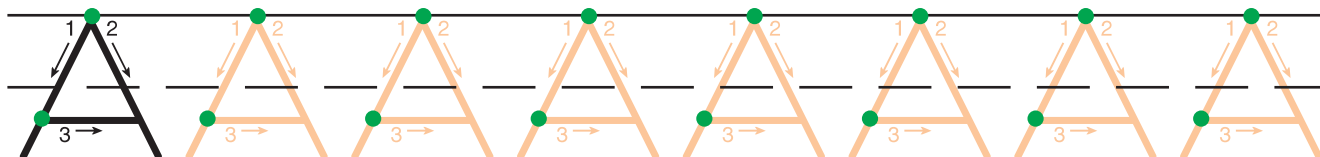
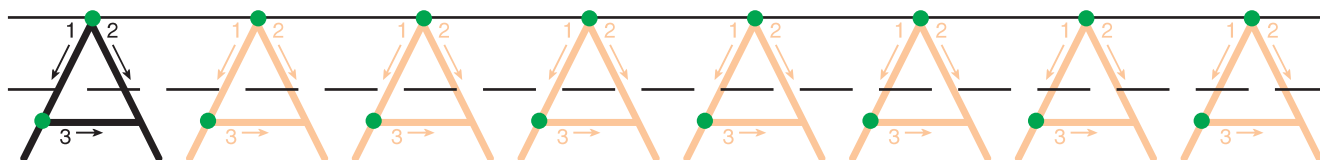
Name \_\_\_\_\_

Follow the directions.

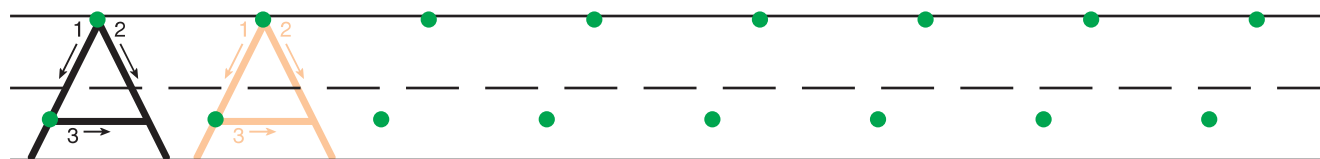
Aa is for apple.



Trace the letter Aa.



Now you try to print them!



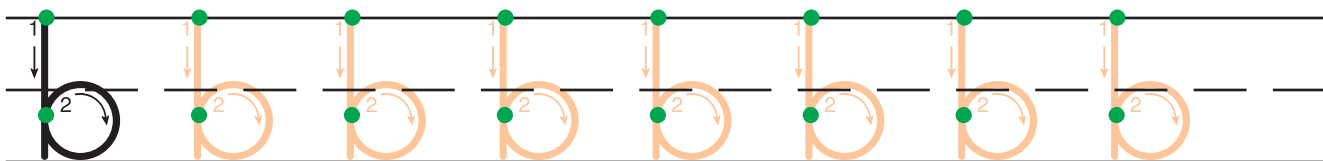
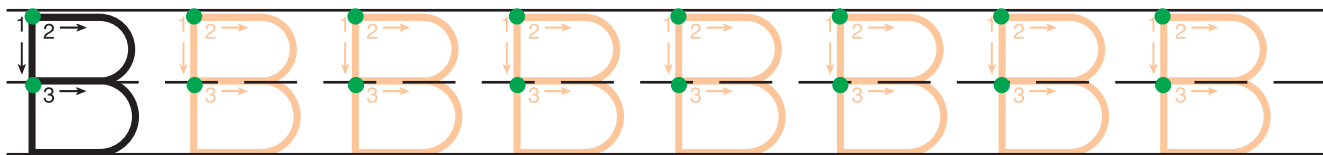
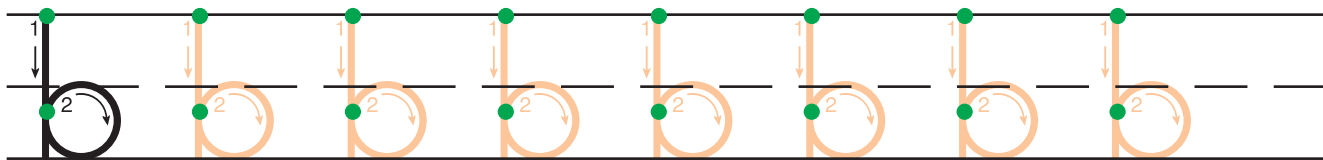
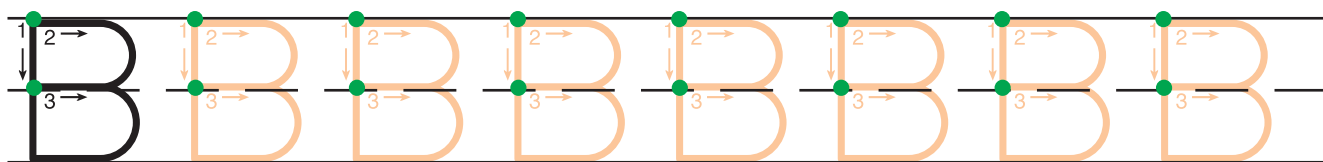
Name \_\_\_\_\_

Follow the directions.

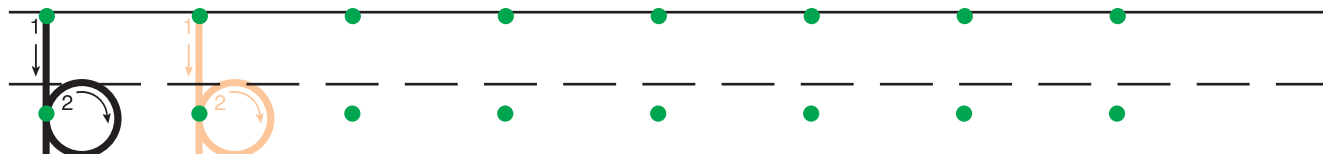
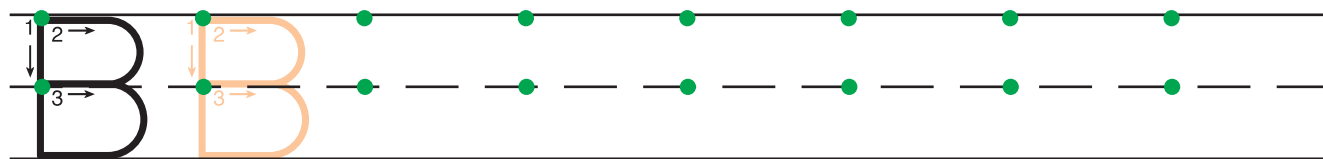
Bb is for baseball.



Trace the letter Bb.



Now you try to print them!



Name \_\_\_\_\_

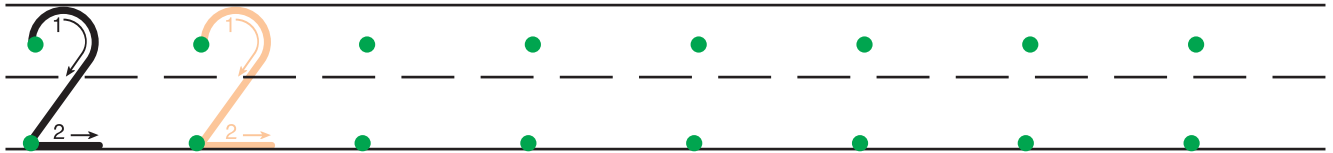
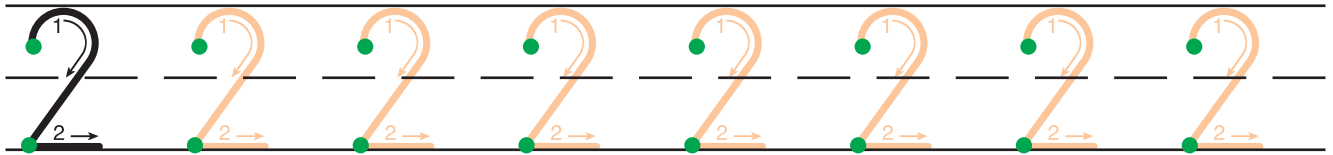
Follow the directions.



2 balls



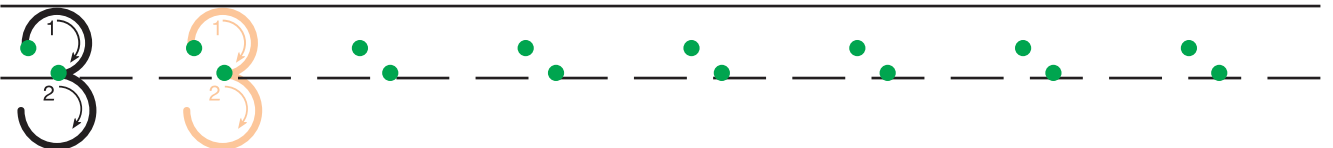
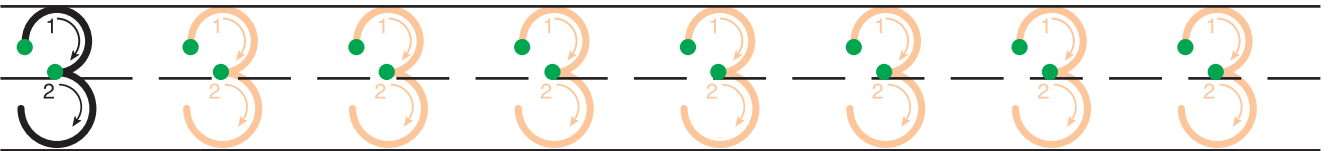
Count the balls in the box.  
Trace the numbers, then try to  
make your own.



3 frogs

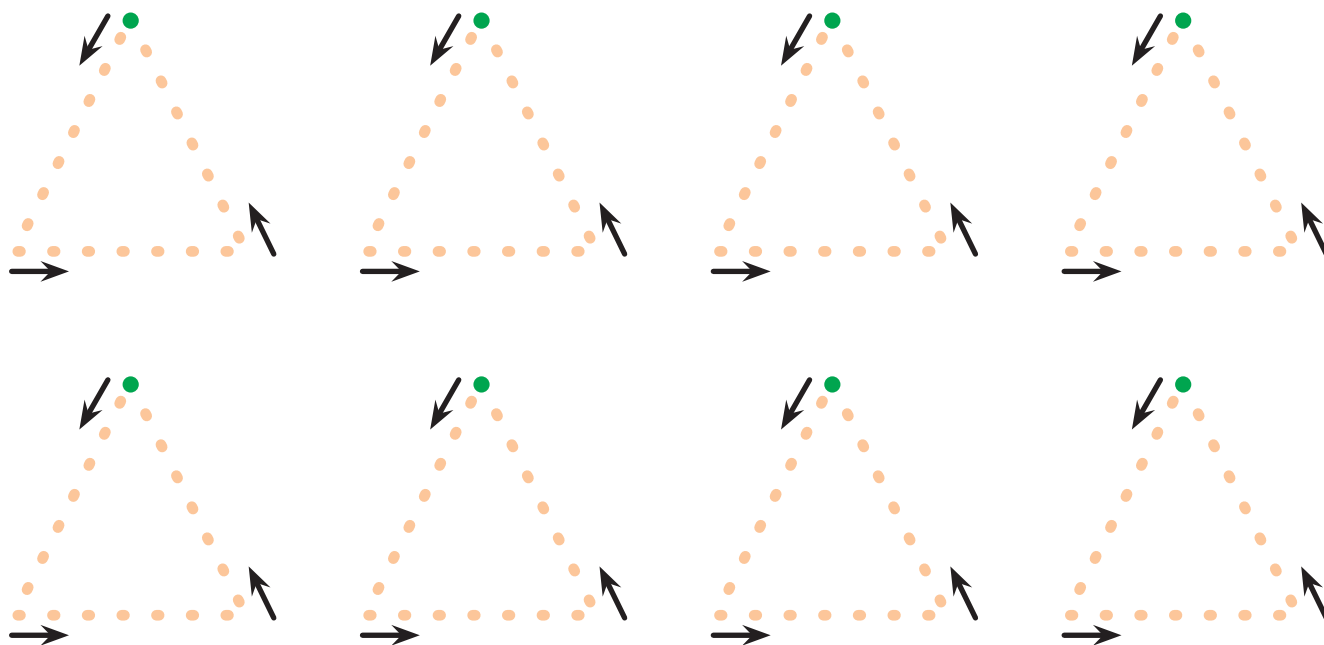


Count the frogs in the box.  
Trace the numbers, then try to  
make your own.



Name \_\_\_\_\_

Trace the **triangles**. Color them **green**.



Trace the rectangles. Color them black.

