

# Studying God's Word

## Book E

- SECOND EDITION -

---

A Chronological Study

---

of the Old Testament from

---

Genesis to Ruth

---

Darrel A. Trulson

Copyright © 1992, 1988 Christian Liberty Press

Second Edition, copyright © 1992

*2017 Printing*

All rights reserved. No part of this workbook may be reproduced or transmitted in any form or by any means, electronic or mechanical, without written permission from the publisher. Brief quotations embodied in critical articles or reviews are permitted.

A publication of

***Christian Liberty Press***

502 West Euclid Avenue

Arlington Heights, Illinois 60004-5402

**[www.christianlibertypress.com](http://www.christianlibertypress.com)**

Written and compiled by Darrel A. Trulson

Layout and graphics by Darrel A. Trulson

Scripture references are conformed to The Holy Bible, King James Version.

ISBN 978-1-930092-62-4

1-930092-62-8

Printed in the United States of America

## Table of Contents

	Page Number
Acknowledgments	vii
Preface	ix
How to Use This Book	xi
Introduction to the Chronological Method of Study	xv
1. The Creation <i>Genesis 1-2</i>	1
2. The Fall of Man <i>Genesis 3</i>	5
3. Cain and Abel <i>Genesis 4</i>	8
Genesis Background	11
4. Noah and the Flood <i>Genesis 6-8</i>	13
5. The Tower of Babel <i>Genesis 11:1-9</i>	17
Job Background	21
6. The Life of Job <i>Job 1, 2, &amp; 42</i>	23
7. The Faith of Abraham <i>Genesis 12-22</i>	26
8. Abraham and Lot <i>Genesis 13, 14:11-16</i>	31
Map Study #1	34
9. Lot's Failure <i>Genesis 19:1-30</i>	37
10. The Sacrifice of Isaac <i>Genesis 22:1-19</i>	41
11. Jacob the Deceiver <i>Genesis 27</i>	45
Genealogy	49
12. The Trials of Joseph <i>Genesis 37 &amp; 40</i>	51
13. The Temptation of Joseph <i>Genesis 39</i>	54
14. The Triumph of Joseph <i>Genesis 41</i>	58
15. The Tenderness of Joseph <i>Genesis 42-45</i>	62
<b>Unit Test #1</b>	66
Exodus Background	68
16. Choosing a Leader <i>Exodus 1:8-2:25</i>	70
17. The Calling of Moses <i>Exodus 3-4</i>	74
18. The Ten Plagues <i>Exodus 7:14-12:36</i>	78
19. Crossing the Red Sea <i>Exodus 14</i>	83
20. The Israelites Grumble <i>Exodus 15:22-17:7</i>	87
21. The Ten Commandments <i>Exodus 20:1-23</i>	90
22. The Tabernacle <i>Exodus 25-27</i>	94
23. The Golden Calf <i>Exodus 32</i>	99
Leviticus Background	102
Numbers Background	105

## Table of Contents

24. Spies in the Land <i>Numbers 13</i>	108
Map Study #2	112
25. Fiery Serpents <i>Numbers 21</i>	113
26. Balaam and Balak <i>Numbers 22:1-23:12</i>	116
27. The Judgment of the Wicked <i>Numbers 31:1-24</i>	119
Deuteronomy Background	123
28. The Changing of the Guard <i>Deuteronomy 31 &amp; 34</i>	125
<b>Unit Test #2</b>	129
Joshua Background	132
29. Rahab's Belief <i>Joshua 2</i>	134
30. The Homecoming <i>Joshua 3-4</i>	137
31. The Conquest of Jericho <i>Joshua 6</i>	142
32. The Sin of Achan <i>Joshua 7</i>	145
33. Poor Covenant with the Gibeonites <i>Joshua 9</i>	149
34. Supernatural Victory <i>Joshua 10:1-28</i>	153
Judges Background	157
35. Deborah and Barak <i>Judges 4</i>	159
36. Gideon Defeats Baal <i>Judges 6</i>	163
Map Study #3	167
37. Gideon Defeats Midian <i>Judges 7</i>	168
38. The Destruction of the Wicked <i>Judges 9</i>	172
39. Jephthah's Vow <i>Judges 11</i>	176
40. Samson's Strength <i>Judges 14-15</i>	180
41. Samson's Weakness <i>Judges 16</i>	183
Ruth Background	186
42. Boaz and Ruth <i>Ruth 1-4</i>	188
<b>Unit Test #3</b>	193
Definitions	194
Appendix A – Time Line	201
Appendix B – Cryptogram Code	203
Appendix C – The Topical Old Testament	204
References	205
List of Illustrations	207

## Preface

One of the primary goals of the *Studying God's Word* series is to encourage students to conform their thinking to the standard of God's revealed Word. When students begin to bring every one of their thoughts into captivity to God's Word, they begin to realize the joy of being conformed to the image of Jesus Christ.

In this series, a strong emphasis is placed on the need for young people to develop strong Christian character traits. Students are not only presented with important facts and truths from the Bible, they are also provided with a wealth of personal examples from the lives of God's people that illustrate the truths they need to comprehend.

In addition, this series utilizes a chronological approach to Bible study so young people can better understand the timing and order of the key events listed throughout Scripture. This approach permits students to gain an accurate understanding of the flow of events contained in the Bible.

It has often been said that "these are the times that try men's souls." Modern American culture is confronting God's people, both young and old alike, with many challenging trials and temptations. More than ever before, young people need to be equipped with the whole armor of God's Word so they can withstand the fiery darts of the wicked one. May the Lord use this Bible Study series to equip his children with the spiritual weapons that they need to fight the good fight of faith.

Michael J. McHugh  
Curriculum Director

Dr. Paul D. Lindstrom  
Superintendent of Schools

## How to Use This Book

If you are like most people, you may forget to read the instructions or directions for something until you are half finished with it, and then discover you did something wrong. In order to understand this book and learn the most from it, **please read this section first!**

There are several types of learning tools woven into this book; each has a specific intention and purpose. The main body of the book consists of Bible lessons. These are taken exclusively from the first half of the Old Testament. Each lesson begins with a time line and the words "You Are Here," indicating the approximate historical location of the story taught in the lesson. The time line is presented in an effort to tie together the stories that take place within the Bible. A complete presentation of the time line is given in Appendix A. Within the time line, significant Biblical characters are given a date line which represents their life span. Numbers next to their names indicate the number of years they lived. The boxes within the time line represent specific individuals and the number of years they ruled over the Israelites.

There will be slight differences of opinion regarding the dates on the time line. Because of the nature of the Old Testament, it is often difficult to ascertain the exact date each event took place. For example, we know that Abraham lived around 2100 B.C., but we do not know exactly when. Please explain to your student that like any good Bible study book, the information is presented only as a guide and is not inspired. Only the Word of God is inspired.

Following the time line, the lesson will contain the goal, background text, and memory verse. The student is to read the background text before continuing with the lesson. It is up to the individual teacher to decide if the memory verse is to be learned for each lesson. All memory verses, lessons, and questions have been taken from the King James Version of the Bible, unless otherwise noted.

Each lesson will contain a few paragraphs in which the author suggests some principles from the text and applications for the student. This is followed by several questions covering the

## *How to Use This Book*

background reading, thought questions, and lesson review questions. Some lessons will have Supplemental Exercises for the student to do.

The Thought Questions are intended to be both difficult and challenging for the student. There may be times when they will not apply directly to your child; or you may find some questions to be inappropriate. In these instances, the question may be omitted. If the student feels more comfortable, he may answer the thought questions orally instead of writing his responses in the book. The purpose of these questions is not to embarrass anyone, but to encourage the reader to think about the truths of God's Word, and then to apply them directly to his life.

Additional sections of this book contain Map Studies, Unit Tests, Book Backgrounds, and other special information. The Map Studies attempt to point out the significant geographical locations in the Old Testament. Oftentimes, in order to have the proper Biblical understanding of a story, it is helpful to see where a place is located on a map.

Unit Tests should be taken without the help of this book, the Bible, or any outside source. Teachers should pretest their student before giving him the Unit Tests. It is recommended to review using similar, but not identical, questions to those in the tests. The purpose of this section is to help the teacher judge how much the student has learned. Please review those areas of your child's test answers in which you find weaknesses. Mastery of the material is important. The questions in the Unit Test will only cover the subject matter presented in that unit.

Each Old Testament book will have a background section which will explain the individual characteristics of each book. These are factual presentations of the unique material in each book. Although there are no questions in this section, they still need to be studied and understood. The Lesson Review questions cover information from the Book Backgrounds.

As you work through these lessons with your child, you will not only discover the joy there is in studying God's Word, but that your student will have many difficult questions which this book does not address or that you are not prepared to answer. As time permits, consult


## Studying God's Word Book E

commentaries, Bible dictionaries, Bible encyclopedias, and other kinds of reference material at your disposal. The information gained from these sources will be invaluable to you as you address the difficult questions that arise.

The bibliography in the back of this book contains a listing of reference material that you should consider adding to your personal library. These tools will prove to be very beneficial as you pursue an understanding of the Holy Scriptures. "Study to show thyself approved unto God, a workman that needeth not to be ashamed, rightly dividing the Word of truth" (II Timothy 2:15).

Regrettably, time and space do not allow us to cover the whole Bible in this book. The Old Testament is presented in *Studying God's Word Book E* and *Studying God's Word Book F*. The Gospels and the life of Christ are reviewed in *Studying God's Word Book G*. The book of Acts is taught in *Studying God's Word Book H*. The rest of the New Testament will be covered in subsequent volumes of this series.

The goal and purpose of this book comes directly from Joshua 1:8: "This book of the Law shall not depart out of thy mouth; but thou shalt meditate therein day and night, that thou mayest observe to do according to all that is written therein: for then thou shalt make thy way prosperous, and then thou shalt have good success." It is the sincere hope of the author and all those at Christian Liberty who were involved in this project that God will use this book as a tool in the spiritual instruction and guidance of your child. May the Lord grant you wisdom and grace as you seek to raise your child in the truths and principles of His Word.



Let us not forget that our greatest testimony and witness is to our own children and family.




## Introduction to the Chronological Method of Bible Study

Welcome to one of the most important discoveries you will ever make, the discovery of God's Word. Throughout your life, you will have the opportunity to study the Bible. Each time you do, the Holy Spirit will be there to guide and direct your thoughts to help you learn and grow in the Lord Jesus Christ. It is the hope and prayer of everyone involved in producing this book that through your study you will grow in the wisdom and understanding of God (Ephesians 1:17-19).

In order to make studying the Bible more interesting and beneficial, this book is written to follow the Old Testament in a Historical – Chronological pattern. We believe it is of utmost importance to the student that as he studies the Bible, he will understand how all the separate stories and books fit together. Imagine a large jigsaw puzzle of a beautiful mountain village. If you were to take a few pieces from different points and study them individually, could you understand what the complete picture was? Of course not. You need to see all the pieces in the correct pattern in order to understand the "big picture." The Bible is the same way. If all we do is read one story here and another one there, we will not understand the true meaning of God's Word. We have to look at the Bible completely and study it as one unit in order to understand God's "big picture."

Throughout this book, besides studying significant stories of the Old Testament, there will also be background information to each of the books as they appear in chronological order. This is available as helpful material so you can further understand the events that happen within the Bible itself.

At the end of this introduction, there is a complete listing of the Old Testament books in chronological order. Please study and memorize this chart so you can later complete the blanks when




## *Introduction to the Chronological Method of Bible Study*

a particular section is being reviewed. On the chart, the top line of blocks contain the eleven main books of the Old Testament, which include most of the stories and themes presented. Although the focus of our study will be in these eleven books, the other twenty-eight books will be mentioned and included to give you a true feeling for the flow of history that is recorded in the Bible.

The second row of boxes also represents the historical books of the Old Testament. These are not included in the first row because they do not chart the main flow of history, but rather provide details to what was taking place in the Old Testament at that time. For example, II Chronicles adds details to the events and stories presented in I and II Kings.

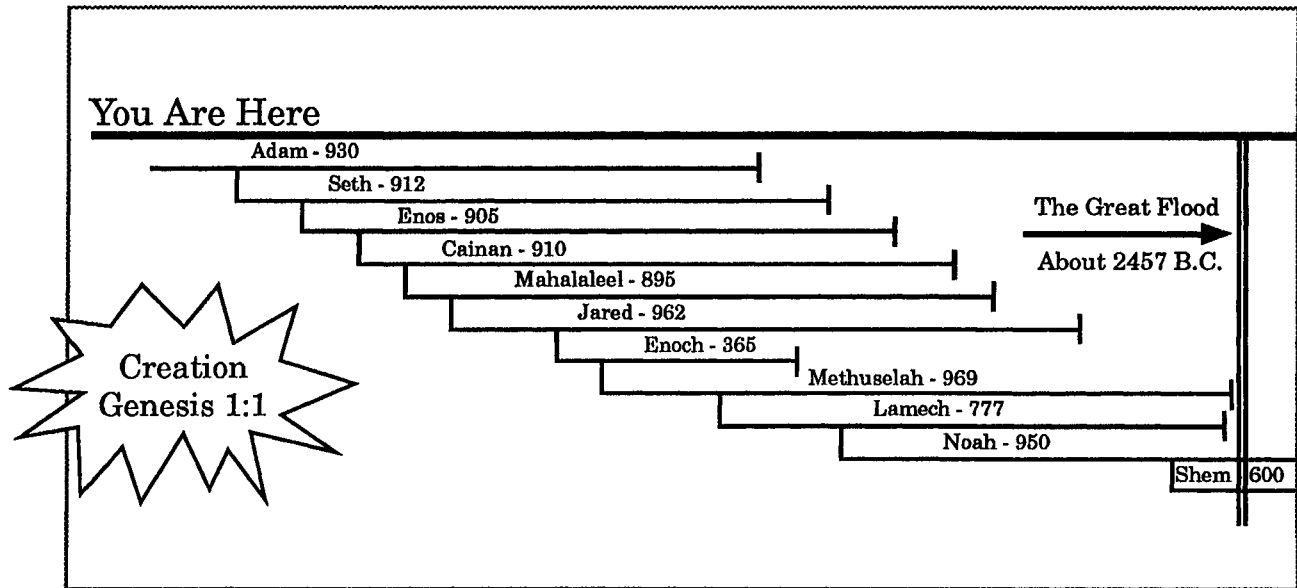
The third horizontal group of boxes includes Job, Psalms, Proverbs, Ecclesiastes, and the Song of Solomon. This group represents the poetic section of the Old Testament. Job is offset from the rest of the books of poetry because it was written much earlier, during the times of the Patriarchs.

The final block of boxes represents the minor prophets which were written during three basic time periods. The first group was written before the Babylonian captivity. The second group was written during the Babylonian captivity. The third group was written after the Babylonian captivity. The boxes for the minor prophets also indicate to which nation or group of people the book was originally written.



# The Creation

## Lesson #1



**Lesson Goal:** To understand that man was created in the image of God.

**Background Text:** Genesis 1-2

**Memory Verse:** In the beginning God created the heaven and the earth. Genesis 1:1

This is a very beautiful and great world in which we live. It extends much further than we can see, further indeed than we can even think. Have you ever examined the night sky and tried to count the stars, or walked along the beach and guessed how many grains of sand were under your feet? Have you ever sat under a shady tree and made pictures out of the big, fluffy clouds that drifted by? When we look at the world it seems big compared to our small bodies. However, that does not make us any less important to God.

We are special to God because Genesis 1:26 says, "Let us make man in our image, after our likeness." Do you know what "image" means in this verse? "Image" means that man was created in the likeness of God: to rule creation, to be intelligent, and to have a personality; but most importantly, man was created to have a soul. Man is different

## The Creation

from the plants, animals, or any other created thing, because he has a soul. With our souls we can trust, worship, and glorify God.

Ephesians 1:4 explains that God chose us before the foundation of the world. It is amazing to think that God knew everything about us even before heaven and earth were created. God knew what we would like and dislike, what the color of our hair would be, where we would live, and everything else. Since God made us and knows all there is to know about us, we can have confidence that He will guide and protect us. With this understanding we should do all we can to please and glorify our all-knowing Lord.

When God created the universe, He did not labor at it, as we would in building a house. He simply spoke the word and it happened. There are many people today who do not believe in God. They teach that it took billions of years for plants, animals, and humans to evolve and become what they are today. This belief is wrong because the Bible does not teach this. Although we may not understand how it happened, we can believe through faith that our Lord is the creator of the universe and that we were made in His image.

### Questions:

1. What did God make in each of the six days of creation?

Day 1: (Genesis 1:3-5) \_\_\_\_\_

Day 2: (Genesis 1:6-8) \_\_\_\_\_

Day 3: (Genesis 1:9-13) \_\_\_\_\_

Day 4: (Genesis 1:14-19) \_\_\_\_\_

Day 5: (Genesis 1:20-22) \_\_\_\_\_


Day 6: (Genesis 1:24-27) \_\_\_\_\_

## Studying God's Word Book E

2. What did God do on the seventh day? (Genesis 2:2-3) \_\_\_\_\_  
\_\_\_\_\_  
\_\_\_\_\_

3. What went up from the earth? (Genesis 2:6)  
\_\_\_\_\_  
\_\_\_\_\_  
\_\_\_\_\_

4. What was the name of the garden in which Adam and Eve lived? (Genesis 2:8) \_\_\_\_\_



5. What two trees were in the midst of the garden? (Genesis 2:9)  
\_\_\_\_\_  
\_\_\_\_\_

6. What were the names of the four rivers that flowed out of the garden? (Genesis 2:10-14) \_\_\_\_\_  
\_\_\_\_\_  
\_\_\_\_\_

7. What was the first job God gave Adam to do? (Genesis 2:15) \_\_\_\_\_  
\_\_\_\_\_  
\_\_\_\_\_

8. Of what tree was man not to eat? (Genesis 2:17) \_\_\_\_\_  
\_\_\_\_\_  
\_\_\_\_\_

9. Why did God give Adam a helper? (Genesis 2:18-20) \_\_\_\_\_  
\_\_\_\_\_  
\_\_\_\_\_

10. What did God take from Adam to make Eve? (Genesis 2:22) \_\_\_\_\_  
\_\_\_\_\_  
\_\_\_\_\_

### Thought Questions:

1. What does it mean to glorify God? \_\_\_\_\_  
\_\_\_\_\_  
\_\_\_\_\_  
\_\_\_\_\_

## The Creation

2. What special talents and abilities do you have that you can use to glorify God? \_\_\_\_\_

---



---




---




---

**Supplemental Exercise:** Find and circle the words listed in the word search puzzle. Words may be forward, backward, horizontal, vertical, or diagonal.

Adam	Creation	Eden	God	Rested	Tigris
Animals	Dust	Eve	Light	Rib	Tree Of Life
Birds	Earth	Garden	Plants		

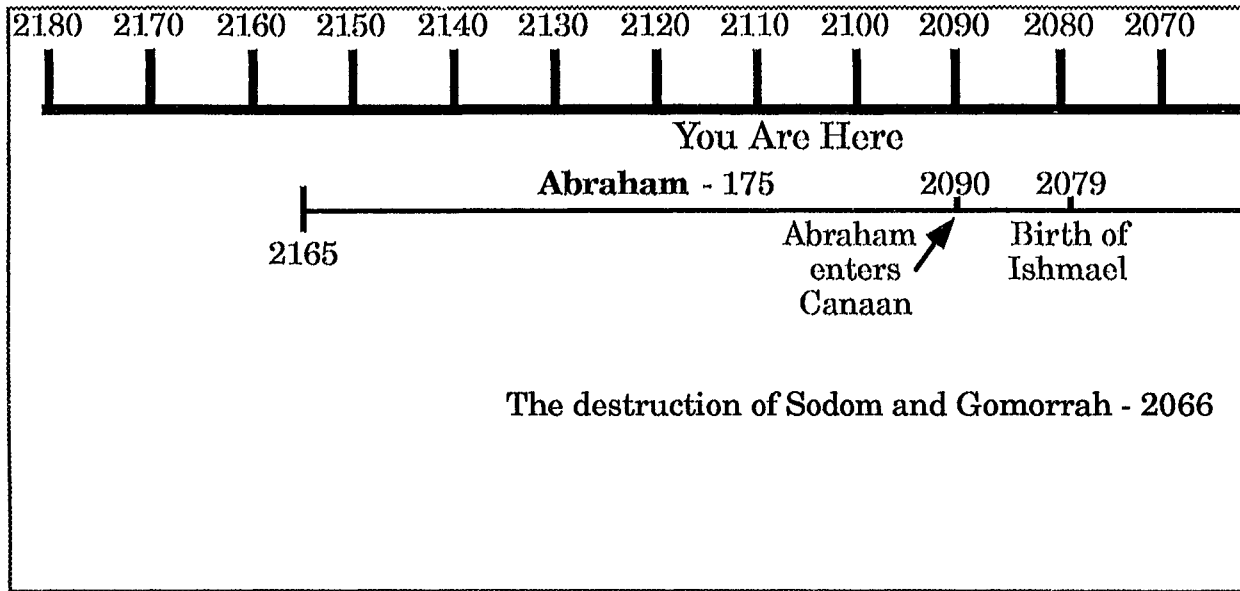


**GENESIS 1:1**



# The Faith of Abraham

## Lesson #7




**Lesson Goal:** To understand what it means to have faith in God.

**Background Text:** Various parts of Genesis 12-22

**Memory Verse:** Know ye therefore that they which are of faith, the same are the children of Abraham. Galatians 3:7


In the life of Abraham, we find many wonderful examples of his faithfulness to God. Hebrews 11:8-19 summarizes Abraham's life by explaining that he lived by faith, dwelling in tents with Isaac and Jacob. Although Abraham had only one son by his wife Sarah, God promised that his family would have so many children that the number of them would be uncountable. Abraham waited patiently



upon the Lord, as he was led from his home in Ur to the land God had prepared for him. Abraham died before he saw the fulfillment of God's promises. In spite of this, he still remained faithful to the Lord's guidance.

## Studying God's Word Book E

In our own spiritual lives, many times we do not know why God is working in our hearts the way He does. He may lead us, test us, teach us, and direct us into new opportunities or ask us to wait patiently upon Him.



In all situations, we need to learn to trust the Lord and demonstrate our faith in Him.

Faith can be defined as the development of an unshakable confidence in God's Word, so that no matter what happens, we will still trust the Lord. This was the basis of Abraham's belief in God. He trusted the Lord even when it meant taking steps to sacrifice his own son Isaac (Genesis 22:10).

If you are going through a problem, or if you do not understand what God is doing in your life, remember that Abraham did not have all the answers either. He did not always know what God's plan and purpose were, but he remained faithful to the Lord's leading. We also need to live by faith and trust the Lord to guide us and take care of us, even when we are scared and troubled.

### The Development of Abraham's Faith

**Obedience of Faith** (Genesis 12:1-9) Abraham's faith was strong enough to leave his father, land, and loved ones to follow God.

**Sufficiency of Faith** (Genesis 12:10) God was able to take care of Abraham in a time of need.

**Weakness of Faith** (Genesis 12:11-20) Abraham tells the Egyptians that Sarah was his sister.

**Humility of Faith** (Genesis 13) Abraham's faith is tested with Lot.

**Boldness of Faith** (Genesis 14:1-16) With 318 men, Abraham defeats four nations.



## *The Faith of Abraham*



**Gift of Faith** (Genesis 14:17-20) Abraham gives a tithe to Melchizedek, the priest of God.

**Dignity of Faith** (Genesis 14:21-24) After Abraham's victory comes a test; he does not obligate himself to the King of Sodom.

**Vision of Faith** (Genesis 15) God Himself comes and gives Abraham a promise.

**Impatience of Faith** (Genesis 16) Abraham's faith is tested by his wife Sarah.

**Walk of Faith** (Genesis 17) Abraham circumcises all the males in his household in response to God's new command.

**Loyalty of Faith** (Genesis 18) Abraham uses his faith and asks God not to destroy anyone who is righteous in Sodom.

**Lapse of Faith** (Genesis 20) Abraham says Sarah is his sister.

**Fulfillment of Faith** (Genesis 21:1-8) Isaac is born to Abraham and Sarah.

**Test of Faith** (Genesis 22:1-19) God tests Abraham and asks him to sacrifice his own son.



## The Faith of Abraham

### Thought Questions:

1. Throughout Abraham's life his faith varied from being stronger, to weaker, to stronger again. When has your faith in God been strongest, and what caused it to be that way? \_\_\_\_\_

---

---

---

2. When has your faith in God been weakest, and what caused it to be that way? \_\_\_\_\_

---

---

---

### Lesson Review:

1. On what mountain did the ark finally rest? (Lesson #4) \_\_\_\_\_

---

2. When was the book of Genesis written? (Genesis Background)

---


3. What does a humanist believe? (Lesson #3) \_\_\_\_\_

---

---

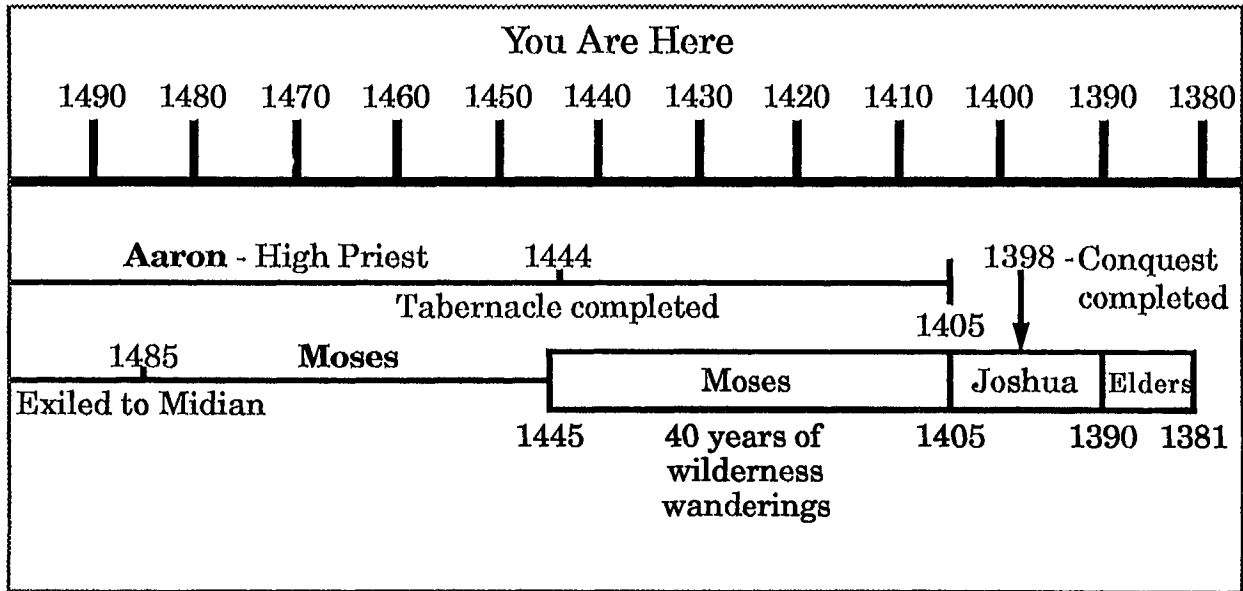
**Supplemental Exercise:** Complete the puzzle and find the hidden phrase.

1. Abraham was asked to number these. (Genesis 15:5)
2. What did the Lord restrain Sarah from doing? (Genesis 16:2)
3. What was the name of Sarah's Egyptian maid? (Genesis 16:3)
4. What was the name of Abraham's first son? (Genesis 16:15)
5. Abraham was a \_\_\_\_\_ years old when God gave him a child. (Genesis 17:17)
6. God established a covenant with this person. (Genesis 17:19)
7. Abraham was to go to this land to sacrifice Isaac. (Genesis 22:2)



# The Ten Commandments

## Lesson #21



**Lesson Goal:** To understand the meaning and purpose for God's absolute laws.

**Background Text:** Exodus 20:1-23

**Memory Verse:** Wherefore the law was our schoolmaster to bring us unto Christ, that we might be justified by faith. Galatians 3:24

Have you ever heard of the word "anarchy"? Ask your teacher or parents to let you use a dictionary to look up the meaning. If you do not have a dictionary, the word "anarchy" means that there are no laws to govern and direct people's actions. Can you imagine what life would be like if there were no laws? People could do anything they felt like, and there would be nothing to tell them whether it was right



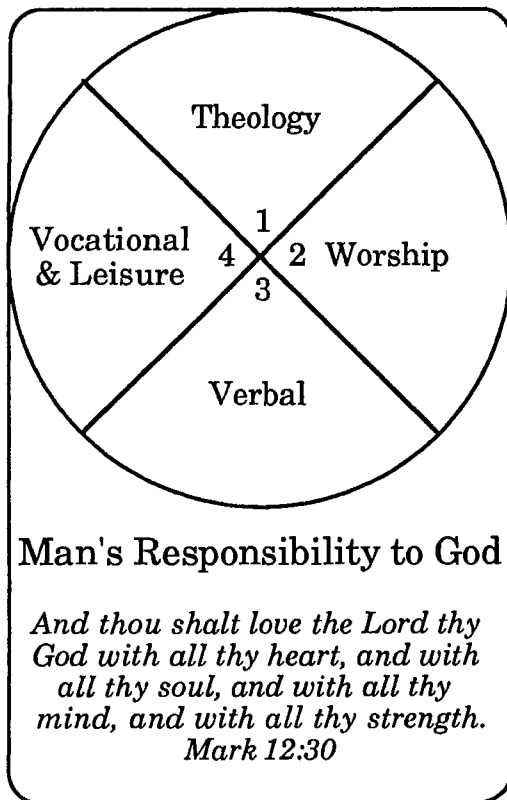
or wrong. That would mean if a person did not like you, they could hurt you, or steal your possessions; and you would not have any laws to have them punished.

The Bible says that people need laws to show them how to live righteous lives, and to punish sin and evildoers. As Christians,

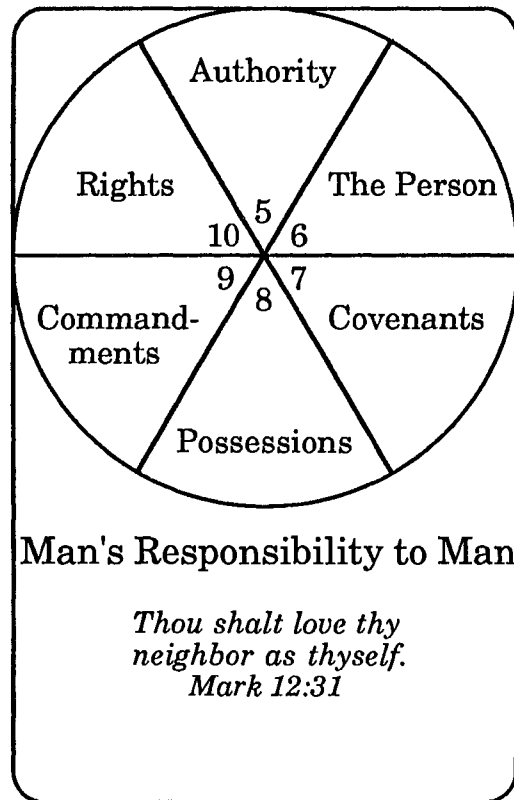
## Studying God's Word Book E

we are free from the curse of sin, because Christ died on the cross for our sins. However, we still need to obey and live by God's moral laws and absolutes. If people never sinned, we would not have any need for laws. Every man is a sinner, so the law is necessary to convince the people of the need for a Savior. The law will not save a person from God's punishment of sin. That means being good is not enough to get us into heaven. We need to personally believe in Christ as our Savior in order to be saved from the punishment of sin. Therefore, the law will not save us, but it will teach us that we are law breakers in need of a Savior.

### Table One



### Table Two



The ten commandments are a summary of the laws and principles that God has given man to follow. When Christ was speaking to His disciples, He divided the ten commandments into two major areas. The first area, which is the first four commandments, is loving God with all your heart, soul, and mind. The second area, which is the last six commandments, is loving our neighbor just as we love ourselves. Love is the theme which takes priority within the Law. All the rest of the commands, laws, and principles in the Bible can be separated into these two areas, then divided into the ten commandments. Please study this chart to understand the areas covered.

# The Ten Commandments

Questions: God's commandments are like signs that lead us in the right direction. Use your Bible to complete the Ten Commandments signs below.

1.  
You shall not  
\_\_\_\_\_  
\_\_\_\_\_  
\_\_\_\_\_  
**Exodus 20:3**

2.  
You shall not  
make any  
\_\_\_\_\_  
\_\_\_\_\_  
\_\_\_\_\_  
nor shall you bow  
down to them  
**Exodus 20:4-5**

3.  
Do not  
\_\_\_\_\_  
\_\_\_\_\_  
\_\_\_\_\_  
**Exodus 20:7**

4.  
Keep the  
\_\_\_\_\_  
\_\_\_\_\_  
holy  
**Exodus 20:8**

5.  
Honor your  
\_\_\_\_\_  
and your  
\_\_\_\_\_  
**Exodus 20:12**

6.  
Do not  
\_\_\_\_\_  
\_\_\_\_\_  
\_\_\_\_\_  
**Exodus 20:13**

7.  
Do not commit  
\_\_\_\_\_  
\_\_\_\_\_  
\_\_\_\_\_  
**Exodus 20:14**

8.  
Do not  
\_\_\_\_\_  
\_\_\_\_\_  
**Exodus 20:15**

10.  
Do not  
\_\_\_\_\_  
your neighbor's possessions  
**Exodus 20:17**

9.  
Do not  
\_\_\_\_\_  
\_\_\_\_\_  
\_\_\_\_\_  
against your neighbor  
**Exodus 20:16**

